
ROOF REPLACEMENT AND PHOTOVOLTAIC PROJECT

**GALES FERRY SCHOOL
1858 ROUTE CT-12
LEDYARD, CONNECTICUT 06335
STATE PROJECT NO. 072-0097 RR/PV**

S/P+A PROJECT NO. 22.331

DATE: April 19, 2024

The following changes to the Drawings and Project Specifications shall become a part of the Drawings and Project Specifications; superseding previously issued Drawings and Project Specifications to the extent modified by Addendum #2.

General Information/Clarifications:

- RFI's and responses as indicated in the attached RFI Log are a part of this Addendum. (1 page)
- The Prebid Meeting Sign in Sheet is attached as part of this addendum (1 page)
- Electrical bills referenced in the RFI Log above are attached to this addendum (39 pages)

Changes to the Drawings:

- DRAWING C1, CODE INFORMATION is deleted in its entirety and replaced with DRAWING C1, CODE INFORMATION, Rev Block dated 4/19/24, which is attached to this addendum (1 drawing)
- DRAWING A1, OVERALL ROOF PLAN is deleted in its entirety and replaced with DRAWING A1, OVERALL ROOF PLAN, Rev Block dated 4/19/24, which is attached to this addendum (1 drawing)
- DRAWING A2, ROOF DETAILS is deleted in its entirety and replaced with DRAWING A2, ROOF DETAILS, Rev Block dated 4/19/24, which is attached to this addendum (1 drawing)
- DRAWING A2-1 ALTERNATE ROOF DETAILS is deleted in its entirety and replaced with DRAWING A2-1 ALTERNATE ROOF DETAILS, Rev Block dated 4/19/24, which is attached to this addendum (1 drawing)

The bid date remains unchanged by this addendum.

The addendum consists of forty-two (42) pages of 8½" x 11" text and four (4) drawings.
End of Addendum #2



SILVER PETRUCELLI + ASSOCIATES
 3190 Whitney Avenue | Hamden CT 06518
 311 State Street | New London CT 06320

BID RFI LOG

Project: ROOF REPLACEMENT AND PHOTOVOLTAIC PROJECT

GALES FERRY SCHOOL

State Project No. 072-0097 RR/PV

S/P+A Project #: 22.331

RFI Deadline: **5/2/24, 3:00 pm**

Bids Due: **5/3/24, 3:00 PM**

RFI #	QUESTION	DATE RECEIVED	RESPONSE	ADDENDUM # ISSUED
001	Would you please verify the DAS Classification for the project? In the Revised Invitation to Bid it states that classifications in Roofing and Solar Electric are required as a minimum. In the Supplementary Instructions to Bidders, Article 9, 9.10 DAS, it states the classification General Construction B is required as a minimum.	04/10/24	In Supplementary Instructions to Bidders, Article 9.10, delete "General Construction B" and insert "Roofing and Solar Electric"	#2 Issued 4/19/24
002	you had planned on e-mailing me the electrical bills for the two schools. That would be helpful because it provides me a lot of information.	02/17/24	Electric bills are provided as a part of this Addendum	#2 Issued 4/19/24
003	In addition, it appears we may have a problem meeting your requirement for specific panels. Your RFP states that the panels should be Phono Solar, Jinko Solar, Vikram Solar or Hanwa Q cells. (585's) We do not agree that 585's are the best sized panels for this project and we also do not have any of those panels, either in our inventory or in our procurement schedule. Generally clients do not insist on specific panels just that they meet Tier one specifications.	02/17/24	If panels meet the Tier one specifications then they are acceptable. The high wattage panel specified was used to produce as much energy as possible to offset the building electricity usage. If lower wattage panels are used, but meet the same system output that is acceptable.	#2 Issued 4/19/24
004	Are the panels listed a definite requirement or is there flexibility for Greenskies to use Canadian Solar panels. After working with 42 municipalities in Connecticut including Ledyard,, which is far more than any other developer this is the first time to my knowledge, an RFP has limited which panels we are to use as the clients generally rely on our expertise in this area.	02/17/24	Panel manufacturers listed are not a definite requirement, due to availability, lead time, etc. other Tier One manufacturers are acceptable, such as Canadian Solar panels.	#2 Issued 4/19/24

SILVER PETRUCELLI + ASSOCIATES

3190 WHITNEY AVENUE HAMDEN CT 06518
 311 STATE STREET NEW LONDON CT 06320
 203 230 9007 silverpetrucelli.com



TOWN: Ledyard
 PROJECT: BOE & 2 School Roofs

Pre-Bid Sign-in Sheet
 April 12, 2024

10:00 AM

NAME	COMPANY	PHONE	EMAIL
Mike Borwinski	GreenSkies	(460) 308-4471	M.Borwinski@GreenSkies.com
Brandon Olsen	Greenwood Industries	974 670-1602	bolsen@greenwood-industries.com
Jason Zajac	Green Skies	(860) 230 8382	Jason.Zajac@greenskies.com
HARRY Shea	J.F. SHEA ELECI	(860) 621-7709 ^{ex 304}	harry@jesheaelectrical.com
Gavin Paquette	Com. Roofing	(860) 928-9199	COZ@COMROOFING.COM
matth Roberts	GoldScal Roofing	(860) 484-8430	mrroberts@gsroofs.com
Oleg Volinucki	4 You LLC	(203) 323-7876	infoforyoullc@gmail.com
Jeremy Cogdill	Garland	(802) 598-2974	jcogdill@garlandco.com
Branden Johnson	Garland	(860) 827-7976	Bjohnson@garlandco.com
Bruce Faulkner	Imperial	(401) 632-2221	bruce@theimperialco.com
Josh Batchelor	Silkstern Roofing	(413) 210-3757	Josh.batchelor@silksternroofing.com
John	All Seasons	(860) 471-4626	JohnS@ascille.com
Bonnie Hansen	Pawcatuck Roofing	860 599-1024	bonnieHprc@gmail.com
		()	
		()	
		()	

EVERSOURCE

Account Number: **5166 780 3068**

Statement Date: 10/20/22

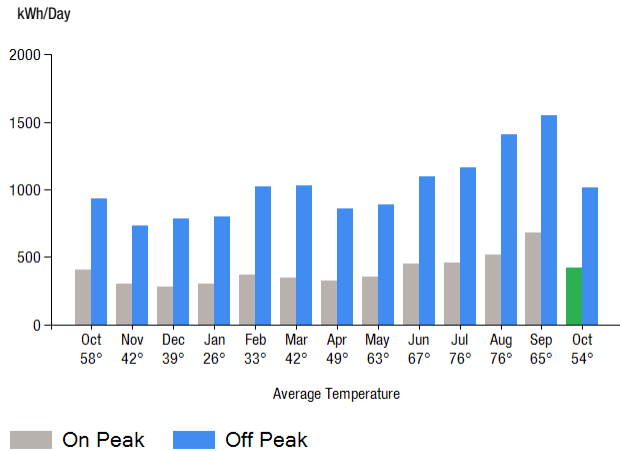
Service Provided To:
TOWN OF LEDYARD

Total Amount Due
by 12/19/22

\$7,021.10

Amount Due On 10/19/22	\$27,514.38
Last Payment Received On 10/17/22	-\$27,514.38
Balance Forward	\$0.00
Total Current Charges	\$7,021.10

Electric Usage History - Kilowatt Hours (kWh)



Current Charges for Electricity

Supply

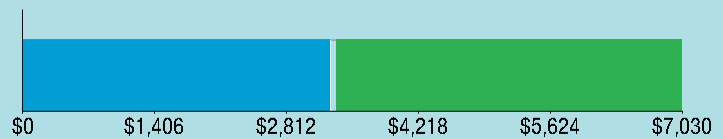
\$3,273.45

Cost of electricity from
CONSTELLATION NEWENERGY
C&I

Delivery

\$3,747.65

Cost to deliver electricity
from Eversource



Your electric supplier is

CONSTELLATION NEWENERGY C&I
1001 LOUISIANA ST
STE 2300
HOUSTON TX 77002-5089
844-636-3749

News For You

Many Americans are facing challenging times, and no one wants to see rising energy bills. Right now, the increased cost of natural gas is having the largest impact on electric supply and overall energy bills, and that is likely to continue. Check out a quick video to help you to understand energy supply pricing and how you can manage your bill at [Eversource.com/price](https://www.eversource.com/price).

Remit Payment To: Eversource, PO Box 56002, Boston, MA 02205-6002

CE_221020PROD.TXT

EVERSOURCE

Account Number: **5166 780 3068**

Non-residential and residential non-hardship customers may be subject to a 1.00% late payment charge if the "Total Amount Due" is not received by 11/17/22.

Please make your check payable to Eversource and consider adding \$1 for Operation Fuel.

To add more or make a payment today, visit [Eversource.com](https://www.eversource.com). If mailing, please allow up to 5 business days to post.

Total Amount Due
by 12/19/22

\$7,021.10

Amount Enclosed

TOWN OF LEDYARD
C/O BOARD OF EDUCATION
4 BLONDERS BLVD
LEDYARD CT 06339-1504

Eversource
PO Box 56002
Boston, MA 02205-6002

5166780306850 0007021101 0007021101

EVERSOURCE

Account Number: **5166 780 3068**

Customer name key: LEDY

Statement Date: **10/20/22**

Service Provided To:
TOWN OF LEDYARD

**Svc Addr: 1858 ROUTE 12
GALES FERRY CT 06335**

Serv Ref: 528902009 **Bill Cycle: 14**
Service from 09/21/22 - 10/20/22 **29 Days**
Next read date on or about: Nov 18, 2022

Meter Number	Current Read	Previous Read	Current Usage	Reading Type
081032081	1843	1802	41	On Peak
081032081	4361	4263	98	Off Peak

Total Demand Use = 151.50 kW
41 X Meter Constant of 300 = 12300 Billed Usage
98 X Meter Constant of 300 = 29400 Billed Usage
Max Off-Peak Demand: 149.4 kW
Max On-Peak Demand: 151.5 kW

Monthly kWh Use - On Peak						
Oct	Nov	Dec	Jan	Feb	Mar	Apr
11700	8700	9000	9300	10800	10800	10200
May	Jun	Jul	Aug	Sep	Oct	
10200	14400	13800	16500	20400	12300	

Monthly kWh Use - Off Peak						
Oct	Nov	Dec	Jan	Feb	Mar	Apr
27000	21300	25200	24900	29700	31800	26700
May	Jun	Jul	Aug	Sep	Oct	
25800	35100	34800	45000	46500	29400	

Contact Information

Emergency: 800-286-2000
www.eversource.com
Pay by Phone: 888-783-6618
Customer Service: 888-783-6617

Total Amount Due
by 12/19/22

\$7,021.10

Electric Account Summary

Amount Due On 10/19/22	\$27,514.38
Last Payment Received On 10/17/22	-\$27,514.38
Balance Forward	\$0.00
Current Charges/Credits	
Electric Supply Services	\$3,273.45
Delivery Services	\$3,747.65
Total Current Charges	\$7,021.10
Total Amount Due	\$7,021.10

Total Charges for Electricity

Supplier

CONSTELLATION NEWENERGY		
Service Reference: 528902009		
Generation Srvc Chrg**	41700.00kWh X \$0.07850	\$3,273.45
Subtotal Supplier Services		\$3,273.45

Delivery

(DISTRIBUTION RATE: 037)		
Service Reference: 528902009		
Prod/Trans Dmd Chrg	151.50KW X \$5.32000	\$805.98
Trans Enrgy Chrg On-Pk	12300.00kWh X \$0.03359	\$413.16
Trans Enrgy Chrg Off-Pk	29400.00kWh X \$0.00754	\$221.68
Distr Cust Srvc Chrg		\$270.00
Distribution Dmd Chrg	172.50KW X \$8.69000	\$1,499.03
Electric Sys Improvements***	172.50KW X \$1.09000	\$188.03
Revenue Adj Mech On-Pk	12300.00kWh X \$0.00192	\$23.62
Revenue Adj Mech Off-Pk	29400.00kWh X \$0.00192	\$56.45
Prod/Trans CTA Dmd Chrg	151.50KW X \$-0.13000	-\$19.70
Comb Public Benefit Chrg*	41700.00kWh X \$0.00694	\$289.40
Subtotal Delivery Services		\$3,747.65
Total Cost of Electricity		\$7,021.10

Total Current Charges

\$7,021.10

CE_221020PROD.TXT

*The Combined Public Benefits Charge represents a combination of three charges formerly known as: Conservation and Load Mgmt Charge, Renewable Energy Investment Charge, and Systems Benefits Charge. This charge also includes the Conservation Adjustment Mechanism approved by the Public Utilities Regulatory Authority in Docket No. 13-11-14.

**Effective January 1, 2007, the Generation Services Charge (GSC) and the Bypassable Federally Mandated Congestion Charge (BFMCC) have been combined into the "GSC Charge" listed in the Supplier Services section of your bill. The GSC reflects all of the cost of procuring energy from Eversource wholesale suppliers. The BFMCC portion of this line item is -\$0.0014 / kWh. If you multiply this BFMCC rate by the number of kWhs on your bill, you can calculate the dollar amount associated with the BFMCC.

***Electric System Improvements: Recovers company investments that protect, strengthen or modernize the electric grid.



Account Number: **5166 780 3068**
 Customer name key: LEDY
 Statement Date: 10/20/22
 Service Provided To:
 TOWN OF LEDYARD

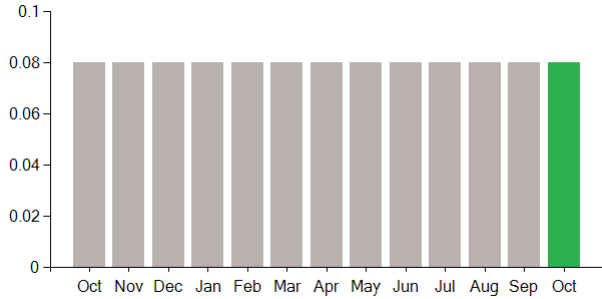
Total Amount Due
 by 12/19/22

\$7,021.10

Continued from previous page...

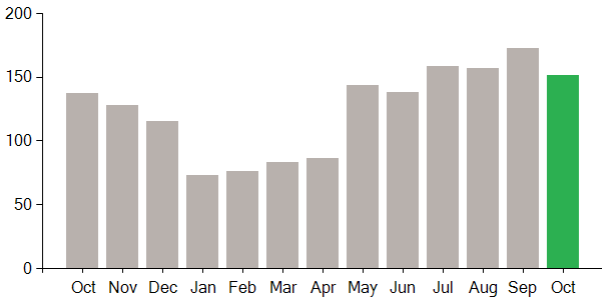
Supply Rate

Dollars / kWh



Demand Profile

Max. Demand



Important Messages About Your Account

Thank you for participating in the Online Bill and Payment Service.

This meter is tax exempt

EVERSOURCE

Account Number: **5166 780 3068**

Statement Date: 11/18/22

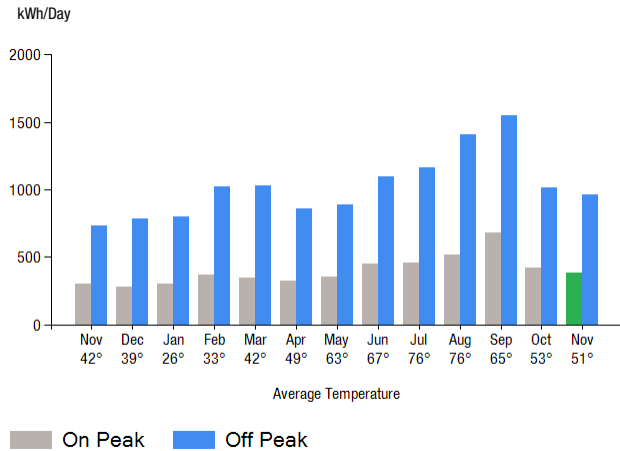
Service Provided To:
TOWN OF LEDYARD

Total Amount Due
by 01/17/23

\$13,676.85

Amount Due On 11/17/22	\$7,021.10
Last Payment Received	\$0.00
Balance Forward	\$7,021.10
Total Current Charges	\$6,655.75

Electric Usage History - Kilowatt Hours (kWh)



Current Charges for Electricity

Supply

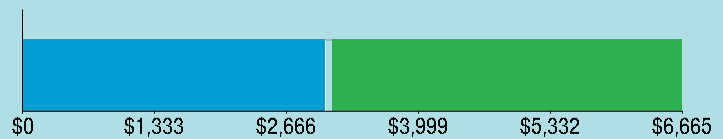
\$3,061.50

Cost of electricity from
CONSTELLATION NEWENERGY
C&I

Delivery

\$3,594.25

Cost to deliver electricity
from Eversource



Your electric supplier is

CONSTELLATION NEWENERGY C&I
1001 LOUISIANA ST
STE 2300
HOUSTON TX 77002-5089
844-636-3749

News For You

Many Americans are facing challenging times, and no one wants to see rising energy bills. Right now, the increased cost of natural gas is having the largest impact on electric supply and overall energy bills, and that is likely to continue. Check out a quick video to help you to understand energy supply pricing and how you can manage your bill at Eversource.com/price.

Remit Payment To: Eversource, PO Box 56002, Boston, MA 02205-6002

CE_221118PROD.TXT

EVERSOURCE

Account Number: **5166 780 3068**

Non-residential and residential non-hardship customers may be subject to a 1.00% late payment charge if the "Total Amount Due" is not received by 12/16/22.

Please make your check payable to Eversource and consider adding \$1 for Operation Fuel.

To add more or make a payment today, visit Eversource.com. If mailing, please allow up to 5 business days to post.

Total Amount Due
by 01/17/23

\$13,676.85

Amount Enclosed

TOWN OF LEDYARD
C/O BOARD OF EDUCATION
4 BLONDERS BLVD
LEDYARD CT 06339-1504

Eversource
PO Box 56002
Boston, MA 02205-6002

5166780306850 0013676856 0006655754

EVERSOURCE

Account Number: **5166 780 3068**

Customer name key: LEDY

Statement Date: 11/18/22

Service Provided To:
TOWN OF LEDYARD

**Svc Addr: 1858 ROUTE 12
GALES FERRY CT 06335**

Serv Ref: 528902009 **Bill Cycle: 14**
Service from 10/20/22 - 11/18/22 **29 Days**
Next read date on or about: Dec 20, 2022

Meter Number	Current Read	Previous Read	Current Usage	Reading Type
081032081	1880	1843	37	On Peak
081032081	4454	4361	93	Off Peak

Total Demand Use = 139.80 kW
37 X Meter Constant of 300 = 11100 Billed Usage
93 X Meter Constant of 300 = 27900 Billed Usage
Max Off-Peak Demand: 139.8 kW
Max On-Peak Demand: 136.5 kW

Monthly kWh Use - On Peak						
Nov	Dec	Jan	Feb	Mar	Apr	May
8700	9000	9300	10800	10800	10200	10200
Jun	Jul	Aug	Sep	Oct	Nov	
14400	13800	16500	20400	12300	11100	

Monthly kWh Use - Off Peak						
Nov	Dec	Jan	Feb	Mar	Apr	May
21300	25200	24900	29700	31800	26700	25800
Jun	Jul	Aug	Sep	Oct	Nov	
35100	34800	45000	46500	29400	27900	

Contact Information

Emergency: 800-286-2000
www.eversource.com
Pay by Phone: 888-783-6618
Customer Service: 888-783-6617

Total Amount Due
by 01/17/23

\$13,676.85

Electric Account Summary

Amount Due On 11/17/22	\$7,021.10
Last Payment Received	\$0.00
Balance Forward	\$7,021.10
Current Charges/Credits	
Electric Supply Services	\$3,061.50
Delivery Services	\$3,594.25
Total Current Charges	\$6,655.75
Total Amount Due	\$13,676.85

Total Charges for Electricity

Supplier

CONSTELLATION NEWENERGY

Service Reference: 528902009

Generation Srvc Chrg**	39000.00kWh X \$0.07850	\$3,061.50
Subtotal Supplier Services		\$3,061.50

Delivery

(DISTRIBUTION RATE: 037)

Service Reference: 528902009

Prod/Trans Dmd Chrg	136.50KW X \$5.32000	\$726.18
Trans Enrgy Chrg On-Pk	11100.00kWh X \$0.03359	\$372.85
Trans Enrgy Chrg Off-Pk	27900.00kWh X \$0.00754	\$210.37
Distr Cust Srvc Chrg		\$270.00
Distribution Dmd Chrg	172.50KW X \$8.69000	\$1,499.03
Electric Sys Improvements***	172.50KW X \$1.09000	\$188.03
Revenue Adj Mech On-Pk	11100.00kWh X \$0.00192	\$21.31
Revenue Adj Mech Off-Pk	27900.00kWh X \$0.00192	\$53.57
Prod/Trans CTA Dmd Chrg	136.50KW X \$-0.13000	-\$17.75
Comb Public Benefit Chrg*	39000.00kWh X \$0.00694	\$270.66
Subtotal Delivery Services		\$3,594.25
Total Cost of Electricity		\$6,655.75

Total Current Charges

\$6,655.75

CE_221118PROD.TXT

*The Combined Public Benefits Charge represents a combination of three charges formerly known as: Conservation and Load Mgmt Charge, Renewable Energy Investment Charge, and Systems Benefits Charge. This charge also includes the Conservation Adjustment Mechanism approved by the Public Utilities Regulatory Authority in Docket No. 13-11-14.

**Effective January 1, 2007, the Generation Services Charge (GSC) and the Bypassable Federally Mandated Congestion Charge (BFMCC) have been combined into the "GSC Charge" listed in the Supplier Services section of your bill. The GSC reflects all of the cost of procuring energy from Eversource wholesale suppliers. The BFMCC portion of this line item is -\$0.0014 / kWh. If you multiply this BFMCC rate by the number of kWhs on your bill, you can calculate the dollar amount associated with the BFMCC.

***Electric System Improvements: Recovers company investments that protect, strengthen or modernize the electric grid.

Account Number: 5166 780 3068

Customer name key: LEDY

Statement Date: 11/18/22

Service Provided To:
TOWN OF LEDYARD

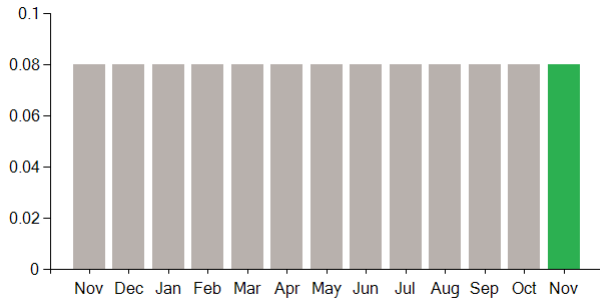
Total Amount Due
by 01/17/23

\$13,676.85

Continued from previous page...

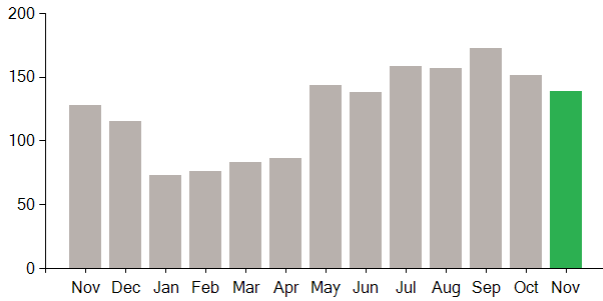
Supply Rate

Dollars / kWh



Demand Profile

Max. Demand



Important Messages About Your Account

Thank you for participating in the Online Bill and Payment Service.

This meter is tax exempt

EVERSOURCE

Account Number: **5166 780 3068**

Statement Date: 12/20/22

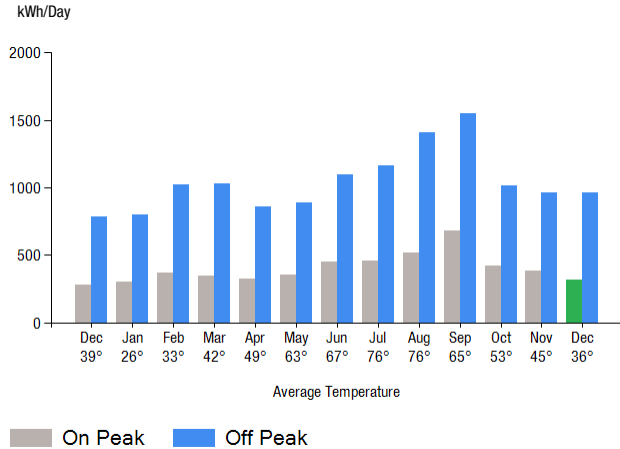
Service Provided To:
TOWN OF LEDYARD

Total Amount Due
by 02/18/23

\$13,157.26

Amount Due On 12/16/22	\$13,676.85
Last Payment Received On 11/21/22	-\$7,021.10
Balance Forward	\$6,655.75
Total Current Charges	\$6,501.51

Electric Usage History - Kilowatt Hours (kWh)



Current Charges for Electricity

Supply

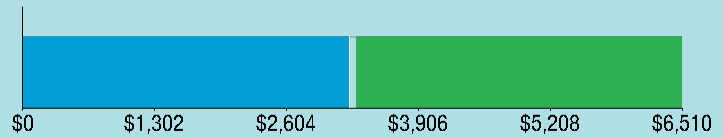
\$3,226.35

Cost of electricity from
CONSTELLATION NEWENERGY
C&I

Delivery

\$3,275.16

Cost to deliver electricity
from Eversource



Your electric supplier is

CONSTELLATION NEWENERGY C&I
1001 LOUISIANA ST
STE 2300
HOUSTON TX 77002-5089
844-636-3749

News For You

We know you count on us every day for the energy you need to keep warm. We offer programs to help you manage your energy bills. If you or someone you know is struggling to keep up with energy bills, even if you never have before, connect with us to get assistance. There is a plan for everyone. Visit Eversource.com/billhelp.

Remit Payment To: Eversource, PO Box 56002, Boston, MA 02205-6002

CE_221220PROD.TXT

EVERSOURCE

Account Number: **5166 780 3068**

Non-residential and residential non-hardship customers may be subject to a 1.00% late payment charge if the "Total Amount Due" is not received by 01/17/23.

Please make your check payable to Eversource and consider adding \$1 for Operation Fuel.

To add more or make a payment today, visit Eversource.com. If mailing, please allow up to 5 business days to post.

Total Amount Due
by 02/18/23

\$13,157.26

Amount Enclosed

TOWN OF LEDYARD
C/O BOARD OF EDUCATION
4 BLONDERS BLVD
LEDYARD CT 06339-1504

Eversource
PO Box 56002
Boston, MA 02205-6002

5166780306850 0013157265 0006501518

EVERSOURCE

Account Number: **5166 780 3068**

Customer name key: LEDY

Statement Date: 12/20/22

Service Provided To:
TOWN OF LEDYARD

**Svc Addr: 1858 ROUTE 12
GALES FERRY CT 06335**

Serv Ref: 528902009 **Bill Cycle: 14**
Service from 11/18/22 - 12/20/22 **32 Days**
Next read date on or about: Jan 20, 2023

Meter Number	Current Read	Previous Read	Current Usage	Reading Type
081032081	1914	1880	34	On Peak
081032081	4557	4454	103	Off Peak

Total Demand Use = 74.10 kW

34 X Meter Constant of 300 = 10200 Billed Usage

103 X Meter Constant of 300 = 30900 Billed Usage

Max Off-Peak Demand: 74.1 kW

Max On-Peak Demand: 72.9 kW

Monthly kWh Use - On Peak						
Dec	Jan	Feb	Mar	Apr	May	Jun
9000	9300	10800	10800	10200	10200	14400
Jul	Aug	Sep	Oct	Nov	Dec	
13800	16500	20400	12300	11100	10200	

Monthly kWh Use - Off Peak						
Dec	Jan	Feb	Mar	Apr	May	Jun
25200	24900	29700	31800	26700	25800	35100
Jul	Aug	Sep	Oct	Nov	Dec	
34800	45000	46500	29400	27900	30900	

Contact Information

Emergency: 800-286-2000

www.eversource.com

Pay by Phone: 888-783-6618

Customer Service: 888-783-6617

Total Amount Due
by 02/18/23

\$13,157.26

Electric Account Summary

Amount Due On 12/16/22	\$13,676.85
Last Payment Received On 11/21/22	-\$7,021.10
Balance Forward	\$6,655.75
Current Charges/Credits	
Electric Supply Services	\$3,226.35
Delivery Services	\$3,275.16
Total Current Charges	\$6,501.51
Total Amount Due	\$13,157.26

Total Charges for Electricity

Supplier

CONSTELLATION NEWENERGY

Service Reference: 528902009

Generation Srvc Chrg** 41100.00kWh X \$0.07850 \$3,226.35

Subtotal Supplier Services \$3,226.35

Delivery

(DISTRIBUTION RATE: 037)

Service Reference: 528902009

Prod/Trans Dmd Chrg 72.90KW X \$5.32000 \$387.83

Trans Enrgy Chrg On-Pk 10200.00kWh X \$0.03359 \$342.62

Trans Enrgy Chrg Off-Pk 30900.00kWh X \$0.00754 \$232.99

Distr Cust Srvc Chrg \$270.00

Distribution Dmd Chrg 172.50KW X \$8.69000 \$1,499.03

Electric Sys Improvements*** 172.50KW X \$1.09000 \$188.03

Revenue Adj Mech On-Pk 10200.00kWh X \$0.00192 \$19.58

Revenue Adj Mech Off-Pk 30900.00kWh X \$0.00192 \$59.33

Prod/Trans CTA Dmd Chrg 72.90KW X \$-0.13000 -\$9.48

Comb Public Benefit Chrg* 41100.00kWh X \$0.00694 \$285.23

Subtotal Delivery Services \$3,275.16

Total Cost of Electricity \$6,501.51

Total Current Charges

\$6,501.51

CE_221220PROD.TXT

*The Combined Public Benefits Charge represents a combination of three charges formerly known as: Conservation and Load Mgmt Charge, Renewable Energy Investment Charge, and Systems Benefits Charge. This charge also includes the Conservation Adjustment Mechanism approved by the Public Utilities Regulatory Authority in Docket No. 13-11-14.

**Effective January 1, 2007, the Generation Services Charge (GSC) and the Bypassable Federally Mandated Congestion Charge (BFMCC) have been combined into the "GSC Charge" listed in the Supplier Services section of your bill. The GSC reflects all of the cost of procuring energy from Eversource wholesale suppliers. The BFMCC portion of this line item is -\$0.0014 / kWh. If you multiply this BFMCC rate by the number of kWhs on your bill, you can calculate the dollar amount associated with the BFMCC.

***Electric System Improvements: Recovers company investments that protect, strengthen or modernize the electric grid.

Account Number: 5166 780 3068

Customer name key: LEDY

Statement Date: 12/20/22

Service Provided To:
TOWN OF LEDYARD

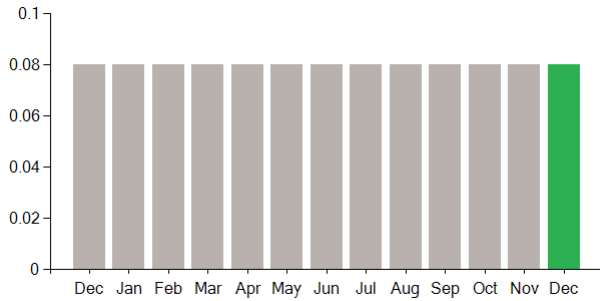
Total Amount Due
by 02/18/23

\$13,157.26

Continued from previous page...

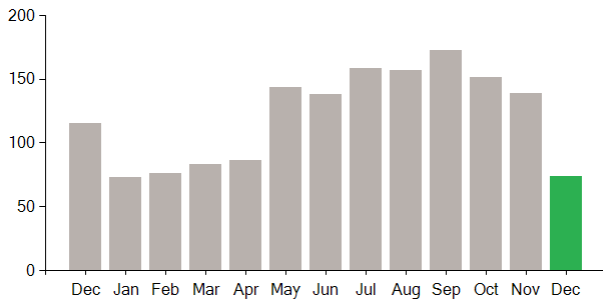
Supply Rate

Dollars / kWh



Demand Profile

Max. Demand



Important Messages About Your Account

Thank you for participating in the Online Bill and Payment Service.

This meter is tax exempt

EVERSOURCE

Account Number: **5166 780 3068**

Statement Date: 01/20/23

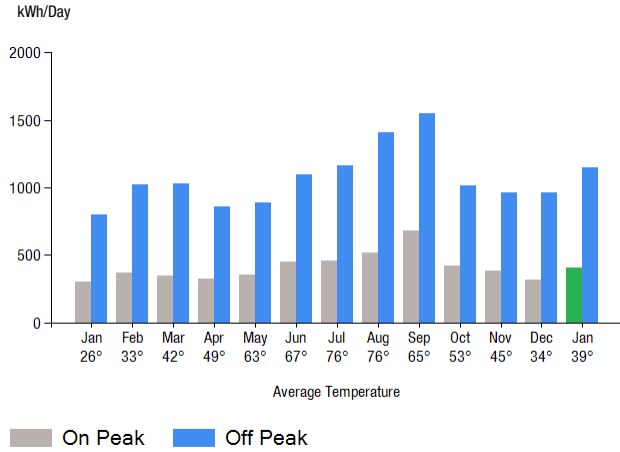
Service Provided To:
TOWN OF LEDYARD

Total Amount Due
by 03/21/23

\$6,885.77

Amount Due On 01/17/23	\$13,157.26
Last Payment Received On 01/12/23	-\$13,157.26
Balance Forward	\$0.00
Total Current Charges	\$6,885.77

Electric Usage History - Kilowatt Hours (kWh)



Current Charges for Electricity

Supply

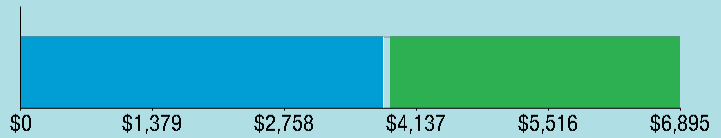
\$3,791.55

Cost of electricity from
CONSTELLATION NEWENERGY
C&I

Delivery

\$3,094.22

Cost to deliver electricity
from Eversource



Your electric supplier is

CONSTELLATION NEWENERGY C&I
1001 LOUISIANA ST
STE 2300
HOUSTON TX 77002-5089
844-636-3749

News For You

Beginning Jan. 1, if you've chosen Eversource as your energy supplier, the Standard Service supply rate will increase. How much you pay will depend on how much energy you use and weather conditions. To learn about the programs we offer to help manage your energy use and help you pay your bill this winter, visit Eversource.com/winter-bill.

Remit Payment To: Eversource, PO Box 56002, Boston, MA 02205-6002

CE_230120PROD.TXT

EVERSOURCE

Account Number: **5166 780 3068**

Non-residential and residential non-hardship customers may be subject to a 1.00% late payment charge if the "Total Amount Due" is not received by 02/17/23.

Please make your check payable to Eversource and consider adding \$1 for Operation Fuel.

To add more or make a payment today, visit Eversource.com. If mailing, please allow up to 5 business days to post.

Total Amount Due
by 03/21/23

\$6,885.77

Amount Enclosed

TOWN OF LEDYARD
C/O BOARD OF EDUCATION
4 BLONDERS BLVD
LEDYARD CT 06339-1504

Eversource
PO Box 56002
Boston, MA 02205-6002

5166780306850 0006885771 0006885771

EVERSOURCE

Account Number: **5166 780 3068**

Customer name key: LEDY

Statement Date: 01/20/23

Service Provided To:
TOWN OF LEDYARD

**Svc Addr: 1858 ROUTE 12
GALES FERRY CT 06335**

Serv Ref: 528902009 **Bill Cycle: 14**
Service from 12/20/22 - 01/20/23 **31 Days**
Next read date on or about: Feb 17, 2023

Meter Number	Current Read	Previous Read	Current Usage	Reading Type
081032081	1956	1914	42	On Peak
081032081	4676	4557	119	Off Peak

Total Demand Use = 86.10 kW
42 X Meter Constant of 300 = 12600 Billed Usage
119 X Meter Constant of 300 = 35700 Billed Usage
Max Off-Peak Demand: 86.1 kW
Max On-Peak Demand: 82.5 kW

Monthly kWh Use - On Peak						
Jan	Feb	Mar	Apr	May	Jun	Jul
9300	10800	10800	10200	10200	14400	13800
Aug	Sep	Oct	Nov	Dec	Jan	
16500	20400	12300	11100	10200	12600	

Monthly kWh Use - Off Peak						
Jan	Feb	Mar	Apr	May	Jun	Jul
24900	29700	31800	26700	25800	35100	34800
Aug	Sep	Oct	Nov	Dec	Jan	
45000	46500	29400	27900	30900	35700	

Contact Information

Emergency: 800-286-2000
www.eversource.com
Pay by Phone: 888-783-6618
Customer Service: 888-783-6617

Total Amount Due
by 03/21/23

\$6,885.77

Electric Account Summary

Amount Due On 01/17/23	\$13,157.26
Last Payment Received On 01/12/23	-\$13,157.26
Balance Forward	\$0.00
Current Charges/Credits	
Electric Supply Services	\$3,791.55
Delivery Services	\$3,094.22
Total Current Charges	\$6,885.77
Total Amount Due	\$6,885.77

Total Charges for Electricity

Supplier

CONSTELLATION NEWENERGY

Service Reference: 528902009

Generation Srvc Chrg**	48300.00kWh X \$0.07850	\$3,791.55
Subtotal Supplier Services		\$3,791.55

Delivery

(DISTRIBUTION RATE: 037)

Service Reference: 528902009

Prod/Trans Dmd Chrg	82.50KW X \$5.32000	\$438.90
Trans Enrgy Chrg On-Pk	12600.00kWh X \$0.03359	\$423.23
Trans Enrgy Chrg Off-Pk	35700.00kWh X \$0.00754	\$269.18
Distr Cust Srvc Chrg		\$270.00
Distribution Dmd Chrg	172.50KW X \$8.69000	\$1,499.03
Electric Sys Improvements***	172.50KW X \$1.09000	\$188.03
Revenue Adj Mech On-Pk	12600.00kWh X \$0.00192	\$24.19
Revenue Adj Mech Off-Pk	35700.00kWh X \$0.00192	\$68.54
Prod/Trans CTA Dmd Chrg	82.50KW X \$-0.13000	-\$10.73
FMCC Delivery Chrg On-Pk	8129.00kWh X \$-0.03094	-\$251.51
FMCC Delivery Chrg Off-Pk	23032.30kWh X \$-0.00694	-\$159.84
Comb Public Benefit Chrg*	48300.00kWh X \$0.00694	\$335.20
Subtotal Delivery Services		\$3,094.22

CE_230120PROD.TXT

*The Combined Public Benefits Charge represents a combination of three charges formerly known as: Conservation and Load Mgmt Charge, Renewable Energy Investment Charge, and Systems Benefits Charge. This charge also includes the Conservation Adjustment Mechanism approved by the Public Utilities Regulatory Authority in Docket No. 13-11-14.

**Effective January 1, 2007, the Generation Services Charge (GSC) and the Bypassable Federally Mandated Congestion Charge (BFMCC) have been combined into the "GSC Charge" listed in the Supplier Services section of your bill. The GSC reflects all of the cost of procuring energy from Eversource wholesale suppliers. The BFMCC portion of this line item is -\$0.0015 / kWh. If you multiply this BFMCC rate by the number of kWhs on your bill, you can calculate the dollar amount associated with the BFMCC.

***Electric System Improvements: Recovers company investments that protect, strengthen or modernize the electric grid.



Account Number: 5166 780 3068

Customer name key: LEDY

Statement Date: 01/20/23

Service Provided To:
TOWN OF LEDYARD

Total Amount Due
by 03/21/23

\$6,885.77

Continued from previous page...

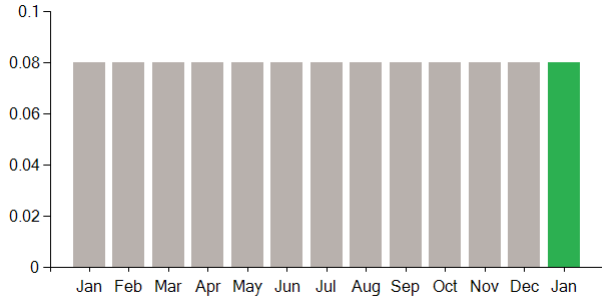
Total Cost of Electricity \$6,885.77

Total Current Charges \$6,885.77

Continued from previous page...

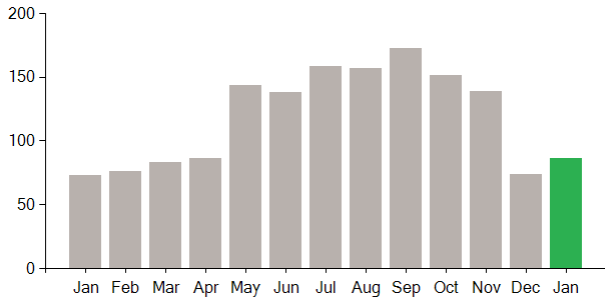
Supply Rate

Dollars / kWh



Demand Profile

Max. Demand



Important Messages About Your Account

Thank you for your payments during 2022. We look forward to serving you in 2023.

Because the billing period spans a change in the rates, your usage has been calculated partly on the old rate and partly on the new rate.

Thank you for participating in the Online Bill and Payment Service.

This meter is tax exempt

EVERSOURCE

Account Number: **5166 780 3068**

Statement Date: **02/17/23**

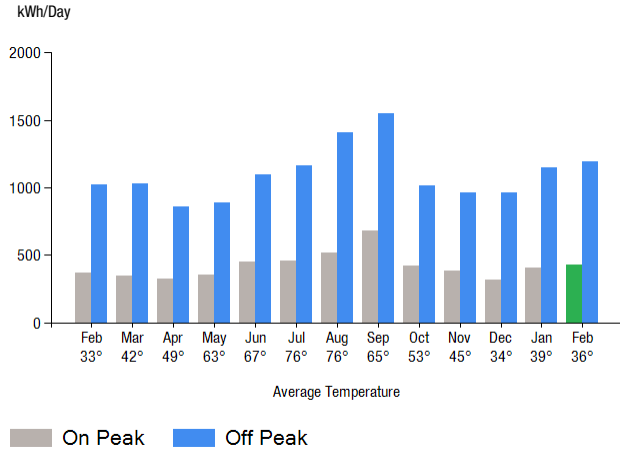
Service Provided To:
TOWN OF LEDYARD

**Total Amount Due
by 04/18/23**

\$6,528.33

Amount Due On 02/17/23	\$6,885.77
Last Payment Received On 02/06/23	-\$6,885.77
Balance Forward	\$0.00
Total Current Charges	\$6,528.33

Electric Usage History - Kilowatt Hours (kWh)



Current Charges for Electricity

Supply

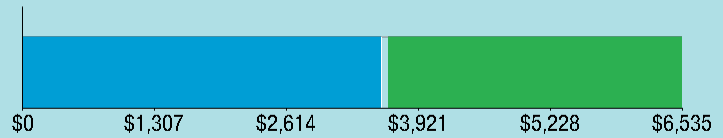
\$3,556.05

Cost of electricity from
CONSTELLATION NEWENERGY
C&I

Delivery

\$2,972.28

Cost to deliver electricity
from Eversource



Your electric supplier is

CONSTELLATION NEWENERGY C&I
1001 LOUISIANA ST
STE 2300
HOUSTON TX 77002-5089
844-636-3749

News For You

As temperatures go down, energy bills may go up. We offer programs to help you manage your energy costs, use less energy and connect you with assistance if you need it. This winter and beyond, we're here to help. Visit [Eversource.com/billhelp](https://www.eversource.com/billhelp).

Remit Payment To: Eversource, PO Box 56002, Boston, MA 02205-6002

CE_230217PROD.TXT

EVERSOURCE

Account Number: **5166 780 3068**

Please make your check payable to Eversource and consider adding \$1 for Operation Fuel.

To add more or make a payment today, visit [Eversource.com](https://www.eversource.com). If mailing, please allow up to 5 business days to post.

**Total Amount Due
by 04/18/23**

\$6,528.33

Amount Enclosed

TOWN OF LEDYARD
C/O BOARD OF EDUCATION
4 BLONDERS BLVD
LEDYARD CT 06339-1504

Eversource
PO Box 56002
Boston, MA 02205-6002

5166780306850 0006528337 0006528337

EVERSOURCE

Account Number: **5166 780 3068**

Customer name key: LEDY

Statement Date: **02/17/23**

Service Provided To:
TOWN OF LEDYARD

Total Amount Due
by 04/18/23

\$6,528.33

Svc Addr: 1858 ROUTE 12
GALES FERRY CT 06335
Serv Ref: 528902009 Bill Cycle: 14
Service from 01/20/23 - 02/17/23 28 Days
Next read date on or about: Mar 20, 2023

Meter Number	Current Read	Previous Read	Current Usage	Reading Type
081032081	1996	1956	40	On Peak
081032081	4787	4676	111	Off Peak

Total Demand Use = 134.70 kW
40 X Meter Constant of 300 = 12000 Billed Usage
111 X Meter Constant of 300 = 33300 Billed Usage
Max Off-Peak Demand: 134.7 kW
Max On-Peak Demand: 108.3 kW

Monthly kWh Use - On Peak						
Feb	Mar	Apr	May	Jun	Jul	Aug
10800	10800	10200	10200	14400	13800	16500
Sep	Oct	Nov	Dec	Jan	Feb	
20400	12300	11100	10200	12600	12000	

Monthly kWh Use - Off Peak						
Feb	Mar	Apr	May	Jun	Jul	Aug
29700	31800	26700	25800	35100	34800	45000
Sep	Oct	Nov	Dec	Jan	Feb	
46500	29400	27900	30900	35700	33300	

Contact Information
Emergency: 800-286-2000
www.eversource.com
Pay by Phone: 888-783-6618
Customer Service: 888-783-6617

Electric Account Summary

Amount Due On 02/17/23	\$6,885.77
Last Payment Received On 02/06/23	-\$6,885.77
Balance Forward	\$0.00
Current Charges/Credits	
Electric Supply Services	\$3,556.05
Delivery Services	\$2,972.28
Total Current Charges	\$6,528.33
Total Amount Due	\$6,528.33

Total Charges for Electricity

Supplier

CONSTELLATION NEWENERGY		
Service Reference: 528902009		
Generation Srvc Chrg**	45300.00kWh X \$0.07850	\$3,556.05
Subtotal Supplier Services		\$3,556.05

Delivery

(DISTRIBUTION RATE: 037)		
Service Reference: 528902009		
Prod/Trans Dmd Chrg	108.30KW X \$5.32000	\$576.16
Trans Enrgy Chrg On-Pk	12000.00kWh X \$0.03359	\$403.08
Trans Enrgy Chrg Off-Pk	33300.00kWh X \$0.00754	\$251.08
Distr Cust Srvc Chrg		\$270.00
Distribution Dmd Chrg	172.50KW X \$8.69000	\$1,499.03
Electric Sys Improvements***	172.50KW X \$1.09000	\$188.03
Revenue Adj Mech On-Pk	12000.00kWh X \$0.00192	\$23.04
Revenue Adj Mech Off-Pk	33300.00kWh X \$0.00192	\$63.94
Prod/Trans CTA Dmd Chrg	108.30KW X \$-0.13000	-\$14.08
FMCC Delivery Chrg On-Pk	12000.00kWh X \$-0.03094	-\$371.28
FMCC Delivery Chrg Off-Pk	33300.00kWh X \$-0.00694	-\$231.10
Comb Public Benefit Chrg*	45300.00kWh X \$0.00694	\$314.38
Subtotal Delivery Services		\$2,972.28

CE_230217PROD.TXT

*The Combined Public Benefits Charge represents a combination of three charges formerly known as: Conservation and Load Mgmt Charge, Renewable Energy Investment Charge, and Systems Benefits Charge. This charge also includes the Conservation Adjustment Mechanism approved by the Public Utilities Regulatory Authority in Docket No. 13-11-14.

**Effective January 1, 2007, the Generation Services Charge (GSC) and the Bypassable Federally Mandated Congestion Charge (BFMCC) have been combined into the "GSC Charge" listed in the Supplier Services section of your bill. The GSC reflects all of the cost of procuring energy from Eversource wholesale suppliers. The BFMCC portion of this line item is -\$0.0015 / kWh. If you multiply this BFMCC rate by the number of kWhs on your bill, you can calculate the dollar amount associated with the BFMCC.

***Electric System Improvements: Recovers company investments that protect, strengthen or modernize the electric grid.



Account Number: 5166 780 3068

Customer name key: LEDY

Statement Date: 02/17/23

Service Provided To:
TOWN OF LEDYARD

Total Amount Due
by 04/18/23

\$6,528.33

Continued from previous page...

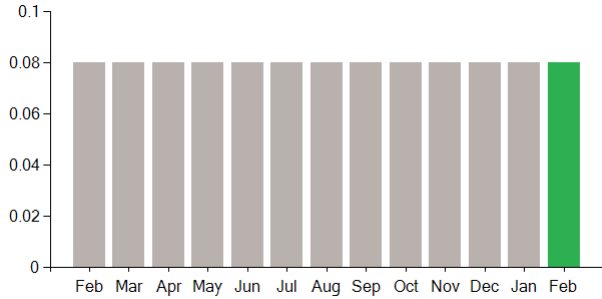
Total Cost of Electricity \$6,528.33

Total Current Charges \$6,528.33

Continued from previous page...

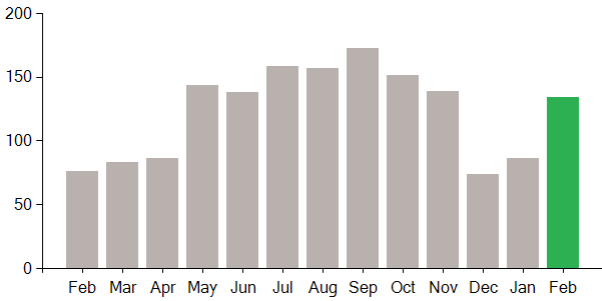
Supply Rate

Dollars / kWh



Demand Profile

Max. Demand



Important Messages About Your Account

Thank you for participating in the Online Bill and Payment Service.

This meter is tax exempt

EVERSOURCE

Account Number: **5166 780 3068**

Statement Date: **03/20/23**

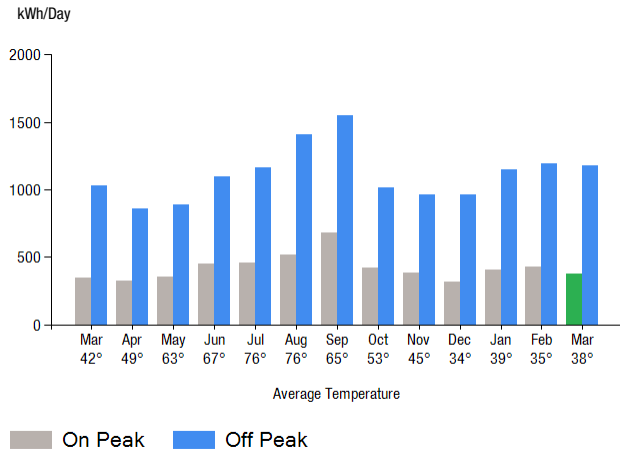
Service Provided To:
TOWN OF LEDYARD

**Total Amount Due
by 05/19/23**

\$6,714.66

Amount Due On 03/17/23	\$6,528.33
Last Payment Received On 03/03/23	-\$6,528.33
Balance Forward	\$0.00
Total Current Charges	\$6,714.66

Electric Usage History - Kilowatt Hours (kWh)



Current Charges for Electricity

Supply

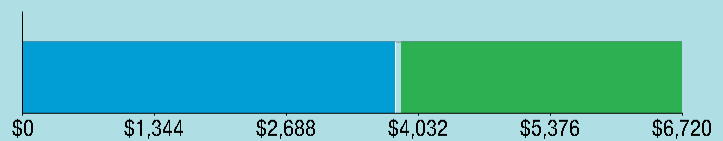
\$3,791.55

Cost of electricity from
CONSTELLATION NEWENERGY
C&I

Delivery

\$2,923.11

Cost to deliver electricity
from Eversource



Your electric supplier is

CONSTELLATION NEWENERGY C&I
1001 LOUISIANA ST
STE 2300
HOUSTON TX 77002-5089
844-636-3749

News For You

We know you count on us every day for the energy you need especially as you use energy to keep warm. We can help you manage your energy use and bill this winter and beyond. Visit [Eversource.com/winter-bill](https://www.eversource.com/winter-bill).

Remit Payment To: Eversource, PO Box 56002, Boston, MA 02205-6002

CE_230320PROD.TXT

EVERSOURCE

Account Number: **5166 780 3068**

Please make your check payable to Eversource and consider adding \$1 for Operation Fuel.

To add more or make a payment today, visit [Eversource.com](https://www.eversource.com). If mailing, please allow up to 5 business days to post.

**Total Amount Due
by 05/19/23**

\$6,714.66

Amount Enclosed

TOWN OF LEDYARD
C/O BOARD OF EDUCATION
4 BLONDERS BLVD
LEDYARD CT 06339-1504

Eversource
PO Box 56002
Boston, MA 02205-6002

5166780306850 0006714660 0006714660

EVERSOURCE

Account Number: **5166 780 3068**

Customer name key: LEDY

Statement Date: **03/20/23**

Service Provided To:
TOWN OF LEDYARD

**Svc Addr: 1858 ROUTE 12
GALES FERRY CT 06335**

Serv Ref: 528902009 **Bill Cycle: 14**
Service from 02/17/23 - 03/20/23 **31 Days**
Next read date on or about: Apr 20, 2023

Meter Number	Current Read	Previous Read	Current Usage	Reading Type
081032081	2035	1996	39	On Peak
081032081	4909	4787	122	Off Peak

Total Demand Use = 91.50 kW
 39 X Meter Constant of 300 = 11700 Billed Usage
 122 X Meter Constant of 300 = 36600 Billed Usage
 Max Off-Peak Demand: 91.5 kW
 Max On-Peak Demand: 91.5 kW

Monthly kWh Use - On Peak						
Mar	Apr	May	Jun	Jul	Aug	Sep
10800	10200	10200	14400	13800	16500	20400
Oct	Nov	Dec	Jan	Feb	Mar	
12300	11100	10200	12600	12000	11700	

Monthly kWh Use - Off Peak						
Mar	Apr	May	Jun	Jul	Aug	Sep
31800	26700	25800	35100	34800	45000	46500
Oct	Nov	Dec	Jan	Feb	Mar	
29400	27900	30900	35700	33300	36600	

Contact Information
 Emergency: 800-286-2000
 www.eversource.com
 Pay by Phone: 888-783-6618
 Customer Service: 888-783-6617

Total Amount Due by 05/19/23 **\$6,714.66**

Electric Account Summary

Amount Due On 03/17/23	\$6,528.33
Last Payment Received On 03/03/23	-\$6,528.33
Balance Forward	\$0.00
Current Charges/Credits	
Electric Supply Services	\$3,791.55
Delivery Services	\$2,923.11
Total Current Charges	\$6,714.66
Total Amount Due	\$6,714.66

Total Charges for Electricity

Supplier

CONSTELLATION NEWENERGY
 Service Reference: 528902009

Generation Srvc Chrg**	48300.00kWh X \$0.07850	\$3,791.55
Subtotal Supplier Services		\$3,791.55

Delivery

(DISTRIBUTION RATE: 037)
 Service Reference: 528902009

Prod/Trans Dmd Chrg	91.50KW X \$5.32000	\$486.78
Trans Enrgy Chrg On-Pk	11700.00kWh X \$0.03359	\$393.00
Trans Enrgy Chrg Off-Pk	36600.00kWh X \$0.00754	\$275.96
Distr Cust Srvc Chrg		\$270.00
Distribution Dmd Chrg	172.50KW X \$8.69000	\$1,499.03
Electric Sys Improvements***	172.50KW X \$1.09000	\$188.03
Revenue Adj Mech On-Pk	11700.00kWh X \$0.00192	\$22.46
Revenue Adj Mech Off-Pk	36600.00kWh X \$0.00192	\$70.27
Prod/Trans CTA Dmd Chrg	91.50KW X \$-0.13000	-\$11.90
FMCC Delivery Chrg On-Pk	11700.00kWh X \$-0.03094	-\$362.00
FMCC Delivery Chrg Off-Pk	36600.00kWh X \$-0.00694	-\$254.00
Comb Public Benefit Chrg*	17138.70kWh X \$0.00694	\$118.94
Comb Public Benefit Chrg*	31161.30kWh X \$0.00727	\$226.54
Subtotal Delivery Services		\$2,923.11

CE_230320PROD.TXT

*The Combined Public Benefits Charge represents a combination of three charges formerly known as: Conservation and Load Mgmt Charge, Renewable Energy Investment Charge, and Systems Benefits Charge. This charge also includes the Conservation Adjustment Mechanism approved by the Public Utilities Regulatory Authority in Docket No. 13-11-14.

**Effective January 1, 2007, the Generation Services Charge (GSC) and the Bypassable Federally Mandated Congestion Charge (BFMCC) have been combined into the "GSC Charge" listed in the Supplier Services section of your bill. The GSC reflects all of the cost of procuring energy from Eversource wholesale suppliers. The BFMCC portion of this line item is -\$0.0015 / kWh. If you multiply this BFMCC rate by the number of kWhs on your bill, you can calculate the dollar amount associated with the BFMCC.

***Electric System Improvements: Recovers company investments that protect, strengthen or modernize the electric grid.



Account Number: 5166 780 3068

Customer name key: LEDY

Statement Date: 03/20/23

Service Provided To:
TOWN OF LEDYARD

Total Amount Due
by 05/19/23

\$6,714.66

Continued from previous page...

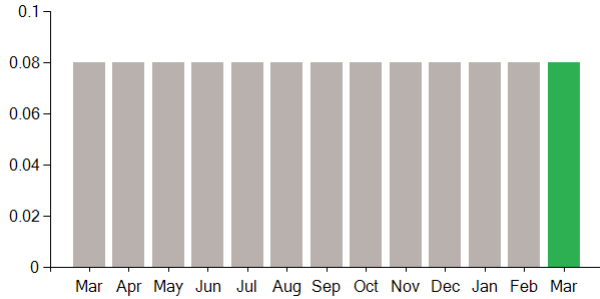
Total Cost of Electricity **\$6,714.66**

Total Current Charges **\$6,714.66**

Continued from previous page...

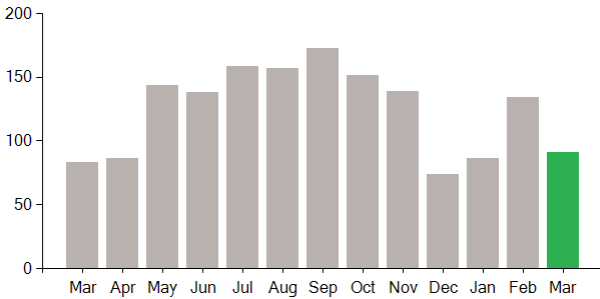
Supply Rate

Dollars / kWh



Demand Profile

Max. Demand



Important Messages About Your Account

Because the billing period spans a change in the rates, your usage has been calculated partly on the old rate and partly on the new rate.

Thank you for participating in the Online Bill and Payment Service.

This meter is tax exempt

EVERSOURCE

Account Number: **5166 780 3068**

Statement Date: **04/20/23**

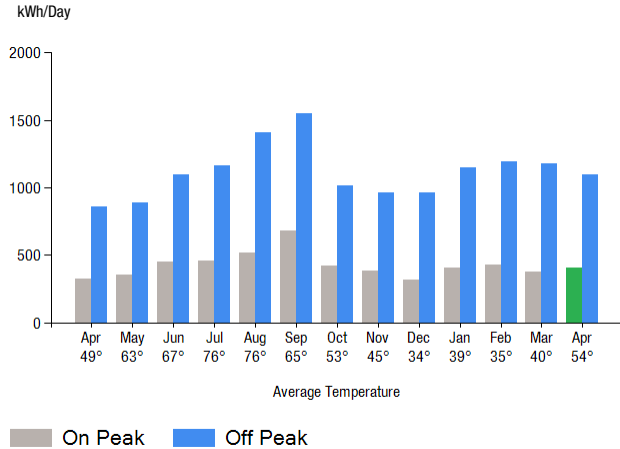
Service Provided To:
TOWN OF LEDYARD

**Total Amount Due
by 06/19/23**

\$6,767.24

Amount Due On 04/17/23	\$6,714.66
Last Payment Received On 04/10/23	-\$6,714.66
Balance Forward	\$0.00
Total Current Charges	\$6,767.24

Electric Usage History - Kilowatt Hours (kWh)



Current Charges for Electricity

Supply

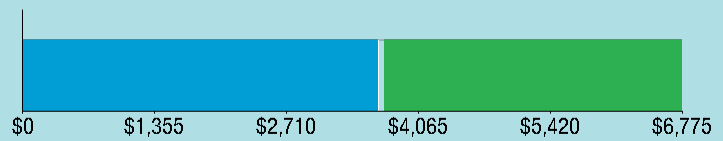
\$3,650.25

Cost of electricity from
CONSTELLATION NEWENERGY
C&I

Delivery

\$3,116.99

Cost to deliver electricity
from Eversource



Your electric supplier is

CONSTELLATION NEWENERGY C&I
1001 LOUISIANA ST
STE 2300
HOUSTON TX 77002-5089
844-636-3749

News For You

If you're having trouble paying your energy bill, we have programs to help – even if you've never needed them before. Visit [Eversource.com/billhelp](https://www.eversource.com/billhelp) for info on payment plans and other assistance programs available to you.

Remit Payment To: Eversource, PO Box 56002, Boston, MA 02205-6002

CE_230420PROD.TXT

EVERSOURCE

Account Number: **5166 780 3068**

Please make your check payable to Eversource and consider adding \$1 for Operation Fuel.

To add more or make a payment today, visit [Eversource.com](https://www.eversource.com). If mailing, please allow up to 5 business days to post.

**Total Amount Due
by 06/19/23**

\$6,767.24

Amount Enclosed

TOWN OF LEDYARD
C/O BOARD OF EDUCATION
4 BLONDERS BLVD
LEDYARD CT 06339-1504

Eversource
PO Box 56002
Boston, MA 02205-6002

5166780306850 0006767242 0006767242

EVERSOURCE

Account Number: **5166 780 3068**

Customer name key: LEDY

Statement Date: **04/20/23**

Service Provided To:
TOWN OF LEDYARD

**Svc Addr: 1858 ROUTE 12
GALES FERRY CT 06335**

Serv Ref: 528902009 **Bill Cycle: 14**
Service from 03/20/23 - 04/20/23 **31 Days**
Next read date on or about: May 18, 2023

Meter Number	Current Read	Previous Read	Current Usage	Reading Type
081032081	2077	2035	42	On Peak
081032081	5022	4909	113	Off Peak

Total Demand Use = 163.20 kW
42 X Meter Constant of 300 = 12600 Billed Usage
113 X Meter Constant of 300 = 33900 Billed Usage
Max Off-Peak Demand: 163.2 kW
Max On-Peak Demand: 130.8 kW

Monthly kWh Use - On Peak						
Apr	May	Jun	Jul	Aug	Sep	Oct
10200	10200	14400	13800	16500	20400	12300
Nov	Dec	Jan	Feb	Mar	Apr	
11100	10200	12600	12000	11700	12600	

Monthly kWh Use - Off Peak						
Apr	May	Jun	Jul	Aug	Sep	Oct
26700	25800	35100	34800	45000	46500	29400
Nov	Dec	Jan	Feb	Mar	Apr	
27900	30900	35700	33300	36600	33900	

Contact Information

Emergency: 800-286-2000
www.eversource.com
Pay by Phone: 888-783-6618
Customer Service: 888-783-6617

Total Amount Due
by 06/19/23

\$6,767.24

Electric Account Summary

Amount Due On 04/17/23	\$6,714.66
Last Payment Received On 04/10/23	-\$6,714.66
Balance Forward	\$0.00
Current Charges/Credits	
Electric Supply Services	\$3,650.25
Delivery Services	\$3,116.99
Total Current Charges	\$6,767.24
Total Amount Due	\$6,767.24

Total Charges for Electricity

Supplier

CONSTELLATION NEWENERGY

Service Reference: 528902009

Generation Srvc Chrg**	46500.00kWh X \$0.07850	\$3,650.25
Subtotal Supplier Services		\$3,650.25

Delivery

(DISTRIBUTION RATE: 037)

Service Reference: 528902009

Prod/Trans Dmd Chrg	130.80KW X \$5.32000	\$695.86
Trans Enrgy Chrg On-Pk	12600.00kWh X \$0.03359	\$423.23
Trans Enrgy Chrg Off-Pk	33900.00kWh X \$0.00754	\$255.61
Distr Cust Srvc Chrg		\$270.00
Distribution Dmd Chrg	172.50KW X \$8.69000	\$1,499.03
Electric Sys Improvements***	172.50KW X \$1.09000	\$188.03
Revenue Adj Mech On-Pk	12600.00kWh X \$0.00192	\$24.19
Revenue Adj Mech Off-Pk	33900.00kWh X \$0.00192	\$65.09
Prod/Trans CTA Dmd Chrg	130.80KW X \$-0.13000	-\$17.00
FMCC Delivery Chrg On-Pk	12600.00kWh X \$-0.03094	-\$389.84
FMCC Delivery Chrg Off-Pk	33900.00kWh X \$-0.00694	-\$235.27
Comb Public Benefit Chrg*	46500.00kWh X \$0.00727	\$338.06
Subtotal Delivery Services		\$3,116.99

CE_230420PROD.TXT

*The Combined Public Benefits Charge represents a combination of three charges formerly known as: Conservation and Load Mgmt Charge, Renewable Energy Investment Charge, and Systems Benefits Charge. This charge also includes the Conservation Adjustment Mechanism approved by the Public Utilities Regulatory Authority in Docket No. 13-11-14.

**Effective January 1, 2007, the Generation Services Charge (GSC) and the Bypassable Federally Mandated Congestion Charge (BFMCC) have been combined into the "GSC Charge" listed in the Supplier Services section of your bill. The GSC reflects all of the cost of procuring energy from Eversource wholesale suppliers. The BFMCC portion of this line item is -\$0.0015 / kWh. If you multiply this BFMCC rate by the number of kWhs on your bill, you can calculate the dollar amount associated with the BFMCC.

***Electric System Improvements: Recovers company investments that protect, strengthen or modernize the electric grid.



Account Number: 5166 780 3068

Customer name key: LEDY

Statement Date: 04/20/23

Service Provided To:
TOWN OF LEDYARD

Total Amount Due
by 06/19/23

\$6,767.24

Continued from previous page...

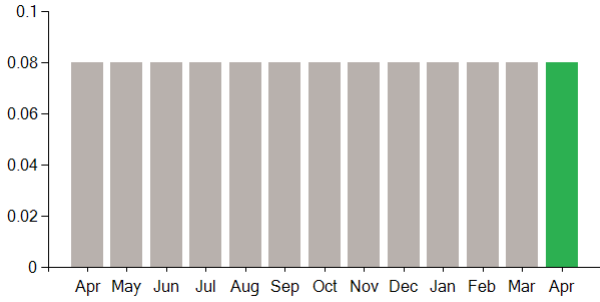
Total Cost of Electricity \$6,767.24

Total Current Charges \$6,767.24

Continued from previous page...

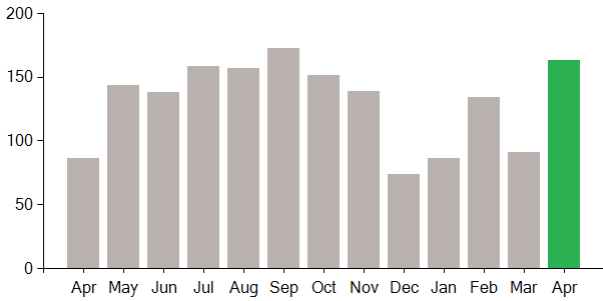
Supply Rate

Dollars / kWh



Demand Profile

Max. Demand



Important Messages About Your Account

Thank you for participating in the Online Bill and Payment Service.

This meter is tax exempt

EVERSOURCE

Account Number: **5166 780 3068**

Statement Date: **05/18/23**

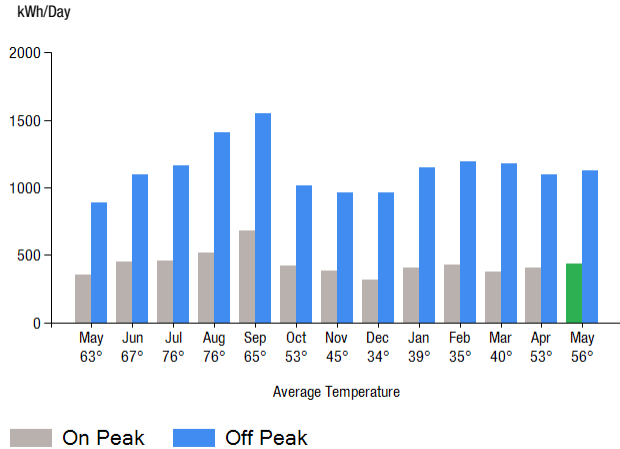
Service Provided To:
TOWN OF LEDYARD

Total Amount Due
by 07/17/23

\$6,785.19

Amount Due On 05/18/23	\$6,767.24
Last Payment Received On 05/09/23	-\$6,767.24
Balance Forward	\$0.00
Total Current Charges	\$6,785.19

Electric Usage History - Kilowatt Hours (kWh)



Current Charges for Electricity

Supply

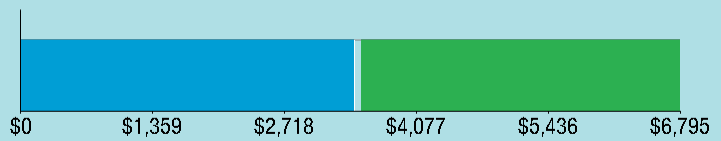
\$3,438.30

Cost of electricity from
CONSTELLATION NEWENERGY
C&I

Delivery

\$3,346.89

Cost to deliver electricity
from Eversource



Your electric supplier is

CONSTELLATION NEWENERGY C&I
1001 LOUISIANA ST
STE 2300
HOUSTON TX 77002-5089
844-636-3749

News For You

As we head into the cooling season, you can take steps to reduce your energy use and bill. Take advantage of energy-saving improvements to help you stay comfortable efficiently with Home Energy Solutions. You'll receive on-the-spot services plus recommendations and rebates for additional ways to save. For help with your energy bill and ways to lower your energy use visit Eversource.com/price.

Remit Payment To: Eversource, PO Box 56002, Boston, MA 02205-6002

CE_230518PROD.TXT

EVERSOURCE

Account Number: **5166 780 3068**

Non-residential and residential non-hardship customers may be subject to a 1.00% late payment charge if the "Total Amount Due" is not received by 06/15/23.

Please make your check payable to Eversource and consider adding \$1 for Operation Fuel.

To add more or make a payment today, visit Eversource.com. If mailing, please allow up to 5 business days to post.

Total Amount Due
by 07/17/23

\$6,785.19

Amount Enclosed

TOWN OF LEDYARD
C/O BOARD OF EDUCATION
4 BLONDERS BLVD
LEDYARD CT 06339-1504

Eversource
PO Box 56002
Boston, MA 02205-6002

5166780306850 0006785196 0006785196

EVERSOURCE

Account Number: **5166 780 3068**

Customer name key: LEDY

Statement Date: **05/18/23**

Service Provided To:
TOWN OF LEDYARD

Total Amount Due
by 07/17/23

\$6,785.19

**Svc Addr: 1858 ROUTE 12
GALES FERRY CT 06335**

Serv Ref: 528902009 **Bill Cycle: 14**
Service from 04/20/23 - 05/18/23 **28 Days**
Next read date on or about: Jun 20, 2023

Meter Number	Current Read	Previous Read	Current Usage	Reading Type
081032081	2118	2077	41	On Peak
081032081	5127	5022	105	Off Peak

Total Demand Use = 185.40 kW
41 X Meter Constant of 300 = 12300 Billed Usage
105 X Meter Constant of 300 = 31500 Billed Usage
Max Off-Peak Demand: 185.4 kW
Max On-Peak Demand: 156 kW

Monthly kWh Use - On Peak						
May	Jun	Jul	Aug	Sep	Oct	Nov
10200	14400	13800	16500	20400	12300	11100
Dec	Jan	Feb	Mar	Apr	May	
10200	12600	12000	11700	12600	12300	

Monthly kWh Use - Off Peak						
May	Jun	Jul	Aug	Sep	Oct	Nov
25800	35100	34800	45000	46500	29400	27900
Dec	Jan	Feb	Mar	Apr	May	
30900	35700	33300	36600	33900	31500	

Contact Information
Emergency: 800-286-2000
www.eversource.com
Pay by Phone: 888-783-6618
Customer Service: 888-783-6617

Electric Account Summary

Amount Due On 05/18/23	\$6,767.24
Last Payment Received On 05/09/23	-\$6,767.24
Balance Forward	\$0.00
Current Charges/Credits	
Electric Supply Services	\$3,438.30
Delivery Services	\$3,346.89
Total Current Charges	\$6,785.19
Total Amount Due	\$6,785.19

Total Charges for Electricity

Supplier

CONSTELLATION NEWENERGY
Service Reference: 528902009

Generation Srvc Chrg**	43800.00kWh X \$0.07850	\$3,438.30
Subtotal Supplier Services		\$3,438.30

Delivery

(DISTRIBUTION RATE: 037)
Service Reference: 528902009

Prod/Trans Dmd Chrg	156.00KW X \$5.32000	\$829.92
Trans Enrgy Chrg On-Pk	12300.00kWh X \$0.03359	\$413.16
Trans Enrgy Chrg Off-Pk	31500.00kWh X \$0.00754	\$237.51
Distr Cust Srvc Chrg		\$270.00
Distribution Dmd Chrg	185.40KW X \$8.69000	\$1,611.13
Electric Sys Improvements***	185.40KW X \$1.09000	\$202.09
Revenue Adj Mech On-Pk	12300.00kWh X \$0.00192	\$23.62
Revenue Adj Mech Off-Pk	31500.00kWh X \$0.00192	\$60.48
Prod/Trans CTA Dmd Chrg	156.00KW X \$-0.13000	-\$20.28
FMCC Delivery Chrg On-Pk	12300.00kWh X \$-0.03094	-\$380.56
FMCC Delivery Chrg Off-Pk	31500.00kWh X \$-0.00694	-\$218.61
Comb Public Benefit Chrg*	43800.00kWh X \$0.00727	\$318.43
Subtotal Delivery Services		\$3,346.89

CE_230518PROD.TXT

*The Combined Public Benefits Charge represents a combination of three charges formerly known as: Conservation and Load Mgmt Charge, Renewable Energy Investment Charge, and Systems Benefits Charge. This charge also includes the Conservation Adjustment Mechanism approved by the Public Utilities Regulatory Authority in Docket No. 13-11-14.

**Effective January 1, 2007, the Generation Services Charge (GSC) and the Bypassable Federally Mandated Congestion Charge (BFMCC) have been combined into the "GSC Charge" listed in the Supplier Services section of your bill. The GSC reflects all of the cost of procuring energy from Eversource wholesale suppliers. The BFMCC portion of this line item is -\$0.0015 / kWh. If you multiply this BFMCC rate by the number of kWhs on your bill, you can calculate the dollar amount associated with the BFMCC.

***Electric System Improvements: Recovers company investments that protect, strengthen or modernize the electric grid.



Account Number: 5166 780 3068

Customer name key: LEDY

Statement Date: 05/18/23

Service Provided To:
TOWN OF LEDYARD

Total Amount Due
by 07/17/23

\$6,785.19

Continued from previous page...

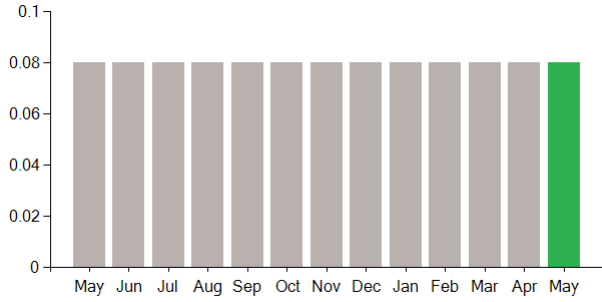
Total Cost of Electricity \$6,785.19

Total Current Charges \$6,785.19

Continued from previous page...

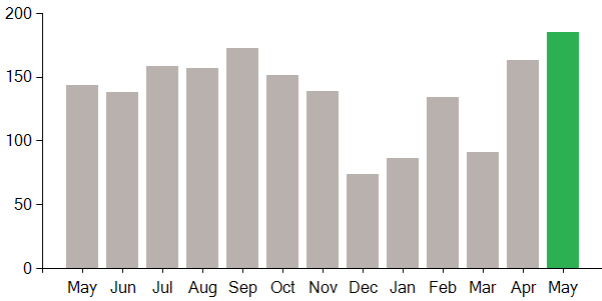
Supply Rate

Dollars / kWh



Demand Profile

Max. Demand



Important Messages About Your Account

Thank you for participating in the Online Bill and Payment Service.

This meter is tax exempt

EVERSOURCE

Account Number: **5166 780 3068**

Statement Date: **06/20/23**

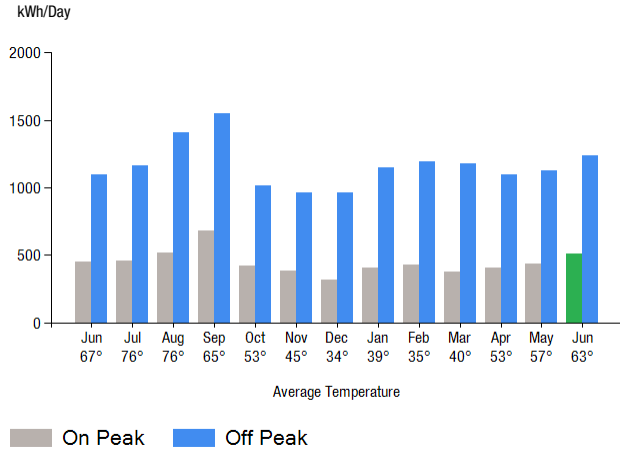
Service Provided To:
TOWN OF LEDYARD

Total Amount Due
by 08/19/23

\$8,506.93

Amount Due On 06/15/23	\$6,785.19
Last Payment Received On 06/05/23	-\$6,785.19
Balance Forward	\$0.00
Total Current Charges	\$8,506.93

Electric Usage History - Kilowatt Hours (kWh)



Current Charges for Electricity

Supply

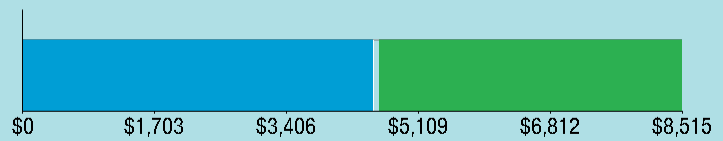
\$4,521.60

Cost of electricity from
CONSTELLATION NEWENERGY
C&I

Delivery

\$3,985.33

Cost to deliver electricity
from Eversource



Your electric supplier is

CONSTELLATION NEWENERGY C&I
1001 LOUISIANA ST
STE 2300
HOUSTON TX 77002-5089
844-636-3749

News For You

Hot weather drives energy use and bills higher as we run fans and air conditioners to keep cool. We offer programs to help you manage your energy bills. If you or someone you know is struggling to keep up with energy bills, even if you never have before, connect with us to get assistance. There is a plan for everyone. Visit [Eversource.com/billhelp](https://www.eversource.com/billhelp).

Remit Payment To: Eversource, PO Box 56002, Boston, MA 02205-6002

CE_230620PROD.TXT

EVERSOURCE

Account Number: **5166 780 3068**

Non-residential and residential non-hardship customers may be subject to a 1.00% late payment charge if the "Total Amount Due" is not received by 07/18/23.

Please make your check payable to Eversource and consider adding \$1 for Operation Fuel.

To add more or make a payment today, visit [Eversource.com](https://www.eversource.com). If mailing, please allow up to 5 business days to post.

Total Amount Due
by 08/19/23

\$8,506.93

Amount Enclosed

TOWN OF LEDYARD
C/O BOARD OF EDUCATION
4 BLONDERS BLVD
LEDYARD CT 06339-1504

Eversource
PO Box 56002
Boston, MA 02205-6002

5166780306850 0008506931 0008506931

EVERSOURCE

Account Number: **5166 780 3068**

Customer name key: LEDY

Statement Date: **06/20/23**

Service Provided To:
TOWN OF LEDYARD

**Svc Addr: 1858 ROUTE 12
GALES FERRY CT 06335**

Serv Ref: 528902009 **Bill Cycle: 14**
Service from 05/18/23 - 06/20/23 **33 Days**
Next read date on or about: Jul 20, 2023

Meter Number	Current Read	Previous Read	Current Usage	Reading Type
081032081	2174	2118	56	On Peak
081032081	5263	5127	136	Off Peak

Total Demand Use = 213.00 kW
56 X Meter Constant of 300 = 16800 Billed Usage
136 X Meter Constant of 300 = 40800 Billed Usage
Max Off-Peak Demand: 213 kW
Max On-Peak Demand: 199.2 kW

Monthly kWh Use - On Peak						
Jun	Jul	Aug	Sep	Oct	Nov	Dec
14400	13800	16500	20400	12300	11100	10200
Jan	Feb	Mar	Apr	May	Jun	
12600	12000	11700	12600	12300	16800	

Monthly kWh Use - Off Peak						
Jun	Jul	Aug	Sep	Oct	Nov	Dec
35100	34800	45000	46500	29400	27900	30900
Jan	Feb	Mar	Apr	May	Jun	
35700	33300	36600	33900	31500	40800	

Contact Information

Emergency: 800-286-2000
www.eversource.com
Pay by Phone: 888-783-6618
Customer Service: 888-783-6617

Total Amount Due
by 08/19/23

\$8,506.93

Electric Account Summary

Amount Due On 06/15/23	\$6,785.19
Last Payment Received On 06/05/23	-\$6,785.19
Balance Forward	\$0.00
Current Charges/Credits	
Electric Supply Services	\$4,521.60
Delivery Services	\$3,985.33
Total Current Charges	\$8,506.93
Total Amount Due	\$8,506.93

Total Charges for Electricity

Supplier

CONSTELLATION NEWENERGY

Service Reference: 528902009

Generation Srvc Chrg**	57600.00kWh X \$0.07850	\$4,521.60
Subtotal Supplier Services		\$4,521.60

Delivery

(DISTRIBUTION RATE: 037)

Service Reference: 528902009

Prod/Trans Dmd Chrg	199.20KW X \$5.32000	\$1,059.74
Trans Enrgy Chrg On-Pk	16800.00kWh X \$0.03359	\$564.31
Trans Enrgy Chrg Off-Pk	40800.00kWh X \$0.00754	\$307.63
Distr Cust Srvc Chrg		\$270.00
Distribution Dmd Chrg	213.00KW X \$8.69000	\$1,850.97
Electric Sys Improvements***	213.00KW X \$1.09000	\$232.17
Revenue Adj Mech On-Pk	16800.00kWh X \$0.00192	\$32.26
Revenue Adj Mech Off-Pk	40800.00kWh X \$0.00192	\$78.34
Prod/Trans CTA Dmd Chrg	199.20KW X \$-0.13000	-\$25.90
FMCC Delivery Chrg On-Pk	16800.00kWh X \$-0.03094	-\$519.79
FMCC Delivery Chrg Off-Pk	40800.00kWh X \$-0.00694	-\$283.15
Comb Public Benefit Chrg*	57600.00kWh X \$0.00727	\$418.75
Subtotal Delivery Services		\$3,985.33

CE_230620PROD.TXT

*The Combined Public Benefits Charge represents a combination of three charges formerly known as: Conservation and Load Mgmt Charge, Renewable Energy Investment Charge, and Systems Benefits Charge. This charge also includes the Conservation Adjustment Mechanism approved by the Public Utilities Regulatory Authority in Docket No. 13-11-14.

**Effective January 1, 2007, the Generation Services Charge (GSC) and the Bypassable Federally Mandated Congestion Charge (BFMCC) have been combined into the "GSC Charge" listed in the Supplier Services section of your bill. The GSC reflects all of the cost of procuring energy from Eversource wholesale suppliers. The BFMCC portion of this line item is -\$0.0015 / kWh. If you multiply this BFMCC rate by the number of kWhs on your bill, you can calculate the dollar amount associated with the BFMCC.

***Electric System Improvements: Recovers company investments that protect, strengthen or modernize the electric grid.

EVERSOURCE

Account Number: 5166 780 3068

Customer name key: LEDY

Statement Date: 06/20/23

Service Provided To:
TOWN OF LEDYARD

Total Amount Due
by 08/19/23

\$8,506.93

Continued from previous page...

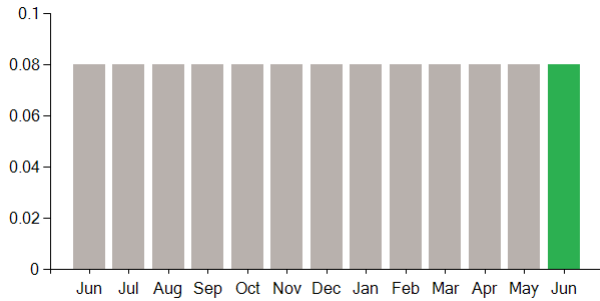
Total Cost of Electricity **\$8,506.93**

Total Current Charges **\$8,506.93**

Continued from previous page...

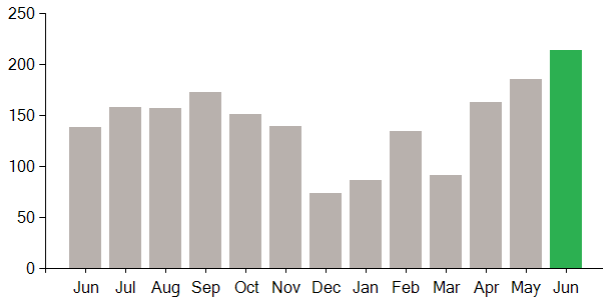
Supply Rate

Dollars / kWh



Demand Profile

Max. Demand



Important Messages About Your Account

Thank you for participating in the Online Bill and Payment Service.

This meter is tax exempt

EVERSOURCE

Account Number: **5166 780 3068**

Statement Date: **07/20/23**

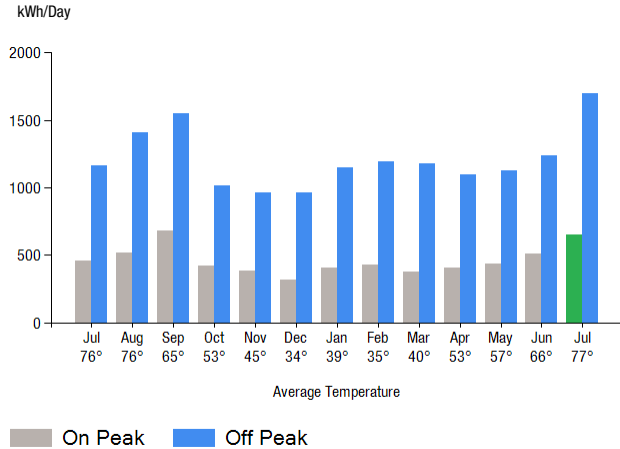
Service Provided To:
TOWN OF LEDYARD

Total Amount Due
by 09/18/23

\$18,757.90

Amount Due On 07/18/23	\$8,506.93
Last Payment Received	\$0.00
Balance Forward	\$8,506.93
Total Current Charges	\$10,250.97

Electric Usage History - Kilowatt Hours (kWh)



Current Charges for Electricity

Supply

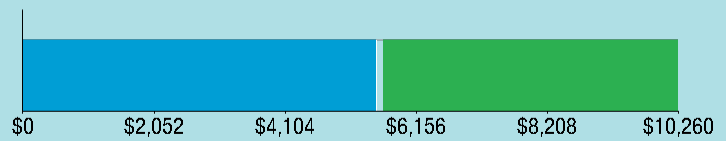
\$5,534.25

Cost of electricity from
CONSTELLATION NEWENERGY
C&I

Delivery

\$4,716.72

Cost to deliver electricity
from Eversource



Your electric supplier is

CONSTELLATION NEWENERGY C&I
1001 LOUISIANA ST
STE 2300
HOUSTON TX 77002-5089
844-636-3749

News For You

Beginning on July 1, if you receive energy supply from Eversource you will see a decrease to your bill compared to June. The Standard Service supply rate is decreasing due to lower prices in the energy market and lower demand for natural gas in the summer, which is used to generate electricity. Energy use may also increase in the summer. See how we can help you use less energy and maximize savings at [Eversource.com/home-savings](https://www.eversource.com/home-savings).

Remit Payment To: Eversource, PO Box 56002, Boston, MA 02205-6002

CE_230720PROD.TXT

EVERSOURCE

Account Number: **5166 780 3068**

Non-residential and residential non-hardship customers may be subject to a 1.00% late payment charge if the "Total Amount Due" is not received by 08/17/23.

Total Amount Due
by 09/18/23

\$18,757.90

Amount Enclosed

TOWN OF LEDYARD
C/O BOARD OF EDUCATION
4 BLONDERS BLVD
LEDYARD CT 06339-1504

Eversource
PO Box 56002
Boston, MA 02205-6002

5166780306850 0018757907 0010250974

EVERSOURCE

Account Number: **5166 780 3068**

Customer name key: LEDY

Statement Date: **07/20/23**

Service Provided To:
TOWN OF LEDYARD

**Svc Addr: 1858 ROUTE 12
GALES FERRY CT 06335**

Serv Ref: 528902009 **Bill Cycle: 14**
Service from 06/20/23 - 07/20/23 **30 Days**
Next read date on or about: Aug 21, 2023

Meter Number	Current Read	Previous Read	Current Usage	Reading Type
081032081	2239	2174	65	On Peak
081032081	5433	5263	170	Off Peak

Total Demand Use = 163.20 kW
65 X Meter Constant of 300 = 19500 Billed Usage
170 X Meter Constant of 300 = 51000 Billed Usage
Max Off-Peak Demand: 151.5 kW
Max On-Peak Demand: 163.2 kW

Monthly kWh Use - On Peak						
Jul	Aug	Sep	Oct	Nov	Dec	Jan
13800	16500	20400	12300	11100	10200	12600
Feb	Mar	Apr	May	Jun	Jul	
12000	11700	12600	12300	16800	19500	

Monthly kWh Use - Off Peak						
Jul	Aug	Sep	Oct	Nov	Dec	Jan
34800	45000	46500	29400	27900	30900	35700
Feb	Mar	Apr	May	Jun	Jul	
33300	36600	33900	31500	40800	51000	

Contact Information

Emergency: 800-286-2000
www.eversource.com
Pay by Phone: 888-783-6618
Customer Service: 888-783-6617

Total Amount Due
by 09/18/23

\$18,757.90

Electric Account Summary

Amount Due On 07/18/23	\$8,506.93
Last Payment Received	\$0.00
Balance Forward	\$8,506.93
Current Charges/Credits	
Electric Supply Services	\$5,534.25
Delivery Services	\$4,716.72
Total Current Charges	\$10,250.97
Total Amount Due	\$18,757.90

Total Charges for Electricity

Supplier

CONSTELLATION NEWENERGY		
Service Reference: 528902009		
Allocated for 06/20/23 to 06/30/23		
Generation Srvc Chrg**	23497.60kWh X \$0.07850	\$1,844.56
Allocated for 06/30/23 to 07/20/23		
Generation Srvc Chrg**	47002.40kWh X \$0.07850	\$3,689.69
Subtotal Supplier Services		\$5,534.25

Delivery

(DISTRIBUTION RATE: 037)		
Service Reference: 528902009		
Allocated for 06/20/23 to 06/30/23		
Prod/Trans Dmd Chrg	163.20KW X \$5.32000 X 0.33330	\$289.38
Trans Enrgy Chrg On-Pk	6499.30kWh X \$0.03359	\$218.31
Trans Enrgy Chrg Off-Pk	16998.30kWh X \$0.00754	\$128.17
Distr Cust Srvc Chrg	\$270.0000 X 0.33330	\$89.99
Electric Sys Improvements***	213.00KW X \$1.09000 X 0.33330	\$77.38
Distribution Dmd Chrg	213.00KW X \$8.69000 X 0.33330	\$616.93
Revenue Adj Mech On-Pk	6499.30kWh X \$0.00192	\$12.48
Revenue Adj Mech Off-Pk	16998.30kWh X \$0.00192	\$32.64
Prod/Trans CTA Dmd Chrg	163.20KW X \$-0.13000 X 0.33330	-\$7.07

CE_230720PROD.TXT

*The Combined Public Benefits Charge represents a combination of three charges formerly known as: Conservation and Load Mgmt Charge, Renewable Energy Investment Charge, and Systems Benefits Charge. This charge also includes the Conservation Adjustment Mechanism approved by the Public Utilities Regulatory Authority in Docket No. 13-11-14.

**Effective January 1, 2007, the Generation Services Charge (GSC) and the Bypassable Federally Mandated Congestion Charge (BFMCC) have been combined into the "GSC Charge" listed in the Supplier Services section of your bill. The GSC reflects all of the cost of procuring energy from Eversource wholesale suppliers. The BFMCC portion of this line item is -\$0.0017 / kWh. If you multiply this BFMCC rate by the number of kWhs on your bill, you can calculate the dollar amount associated with the BFMCC.

***Electric System Improvements: Recovers company investments that protect, strengthen or modernize the electric grid.

EVERSOURCE

Account Number: **5166 780 3068**

Customer name key: LEDY

Statement Date: **07/20/23**

Service Provided To:
TOWN OF LEDYARD

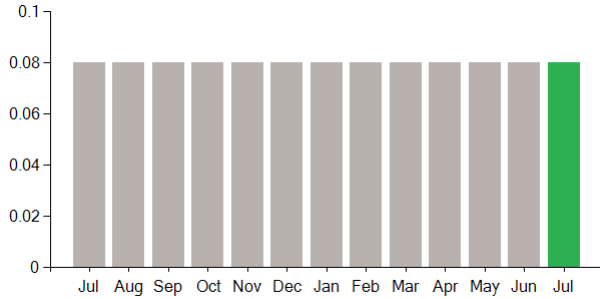
Total Amount Due
by 09/18/23

\$18,757.90

Continued from previous page...

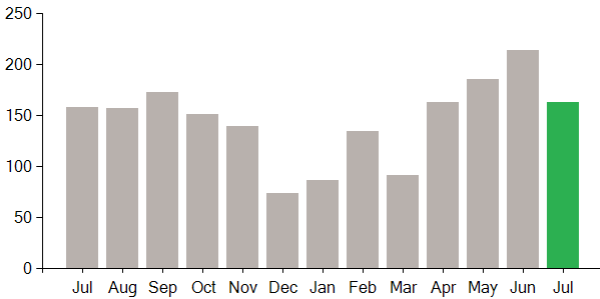
Supply Rate

Dollars / kWh



Demand Profile

Max. Demand



Important Messages About Your Account

Because the billing period spans a change in the rates, your usage has been calculated partly on the old rate and partly on the new rate.

Thank you for participating in the Online Bill and Payment Service.

This meter is tax exempt

Continued from previous page...

FMCC Delivery Chrg On-Pk	6499.30kWh X \$-0.03094	-\$201.09
FMCC Delivery Chrg Off-Pk	16998.30kWh X \$-0.00694	-\$117.97
Comb Public Benefit Chrg*	23497.60kWh X \$0.00727	\$170.83

Allocated for 06/30/23 to 07/20/23

Prod/Trans Dmd Chrg	163.20KW X \$5.94000 X 0.66670	\$646.30
Trans Enrgy Chrg On-Pk	13000.70kWh X \$0.03755	\$488.18
Trans Enrgy Chrg Off-Pk	34001.70kWh X \$0.00842	\$286.29
Distr Cust Srvc Chrg	\$270.0000 X 0.66670	\$180.01
Electric Sys Improvements***	213.00KW X \$1.33000 X 0.66670	\$188.87
Distribution Dmd Chrg	213.00KW X \$8.69000 X 0.66670	\$1,234.04
Revenue Adj Mech On-Pk	13000.70kWh X \$0.00127	\$16.51
Revenue Adj Mech Off-Pk	34001.70kWh X \$0.00127	\$43.18
Prod/Trans CTA Dmd Chrg	163.20KW X \$-0.16000 X 0.66670	-\$17.41
Comb Public Benefit Chrg*	47002.40kWh X \$0.00725	\$340.77

Subtotal Delivery Services **\$4,716.72**

Total Cost of Electricity \$10,250.97

Total Current Charges \$10,250.97

EVERSOURCE

Account Number: **5166 780 3068**

Statement Date: **08/21/23**

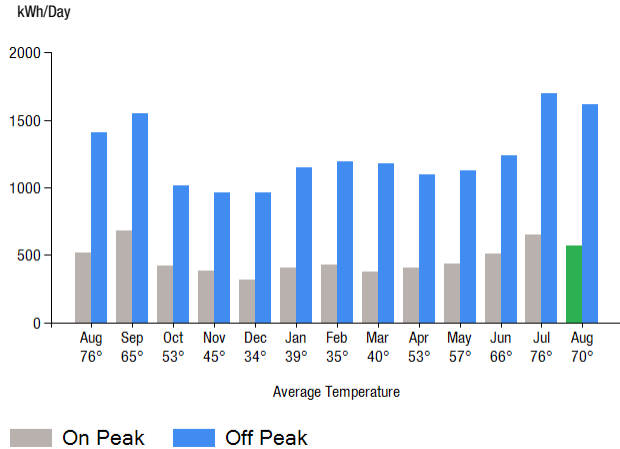
Service Provided To:
TOWN OF LEDYARD

**Total Amount Due
by 10/20/23**

\$29,306.32

Amount Due On 08/17/23	\$18,757.90
Last Payment Received	\$0.00
Balance Forward	\$18,757.90
Total Current Charges	\$10,548.42

Electric Usage History - Kilowatt Hours (kWh)



Current Charges for Electricity

Supply

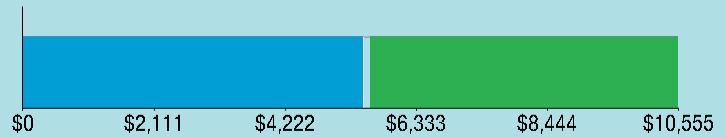
\$5,487.15

Cost of electricity from
CONSTELLATION NEWENERGY
C&I

Delivery

\$5,061.27

Cost to deliver electricity
from Eversource



Your electric supplier is

CONSTELLATION NEWENERGY C&I
1001 LOUISIANA ST
STE 2300
HOUSTON TX 77002-5089
844-636-3749

News For You

We use more energy to keep cool in the summer which means your bill may be higher. Learn how to use less energy while staying cool at eversource.com/energy-saving-tips.

Remit Payment To: Eversource, PO Box 56002, Boston, MA 02205-6002

CE_230821PROD.TXT

EVERSOURCE

Account Number: **5166 780 3068**

Non-residential and residential non-hardship customers may be subject to a 1.00% late payment charge if the "Total Amount Due" is not received by 09/18/23.

**Total Amount Due
by 10/20/23**

\$29,306.32

Amount Enclosed

TOWN OF LEDYARD
C/O BOARD OF EDUCATION
4 BLONDERS BLVD
LEDYARD CT 06339-1504

Eversource
PO Box 56002
Boston, MA 02205-6002

5166780306850 0029306325 0010548424

EVERSOURCE

Account Number: **5166 780 3068**

Customer name key: LEDY

Statement Date: **08/21/23**

Service Provided To:
TOWN OF LEDYARD

**Svc Addr: 1858 ROUTE 12
GALES FERRY CT 06335**

Serv Ref: 528902009 **Bill Cycle: 14**

Service from 07/20/23 - 08/21/23 **32 Days**

Next read date on or about: Sep 20, 2023

Meter Number	Current Read	Previous Read	Current Usage	Reading Type
081032081	2300	2239	61	On Peak
081032081	5605	5433	172	Off Peak

Total Demand Use = 162.60 kW

61 X Meter Constant of 300 = 18300 Billed Usage

172 X Meter Constant of 300 = 51600 Billed Usage

Max Off-Peak Demand: 155.1 kW

Max On-Peak Demand: 162.6 kW

Monthly kWh Use - On Peak

Aug	Sep	Oct	Nov	Dec	Jan	Feb
16500	20400	12300	11100	10200	12600	12000
Mar	Apr	May	Jun	Jul	Aug	
11700	12600	12300	16800	19500	18300	

Monthly kWh Use - Off Peak

Aug	Sep	Oct	Nov	Dec	Jan	Feb
45000	46500	29400	27900	30900	35700	33300
Mar	Apr	May	Jun	Jul	Aug	
36600	33900	31500	40800	51000	51600	

Contact Information

Emergency: 800-286-2000

www.eversource.com

Pay by Phone: 888-783-6618

Customer Service: 888-783-6617

Total Amount Due
by 10/20/23

\$29,306.32

Electric Account Summary

Amount Due On 08/17/23	\$18,757.90
Last Payment Received	\$0.00
Balance Forward	\$18,757.90
Current Charges/Credits	
Electric Supply Services	\$5,487.15
Delivery Services	\$5,061.27
Total Current Charges	\$10,548.42
Total Amount Due	\$29,306.32

Total Charges for Electricity

Supplier

CONSTELLATION NEWENERGY

Service Reference: 528902009

Generation Srvc Chrg** 69900.00kWh X \$0.07850 \$5,487.15

Subtotal Supplier Services \$5,487.15

Delivery

(DISTRIBUTION RATE: 037)

Service Reference: 528902009

Prod/Trans Dmd Chrg 162.60KW X \$5.94000 \$965.84

Trans Enrgy Chrg On-Pk 18300.00kWh X \$0.03755 \$687.17

Trans Enrgy Chrg Off-Pk 51600.00kWh X \$0.00842 \$434.47

Distr Cust Srvc Chrg \$270.00

Distribution Dmd Chrg 213.00KW X \$8.69000 \$1,850.97

Electric Sys Improvements*** 213.00KW X \$1.33000 \$283.29

Revenue Adj Mech On-Pk 18300.00kWh X \$0.00127 \$23.24

Revenue Adj Mech Off-Pk 51600.00kWh X \$0.00127 \$65.53

Prod/Trans CTA Dmd Chrg 162.60KW X \$-0.16000 -\$26.02

Comb Public Benefit Chrg* 69900.00kWh X \$0.00725 \$506.78

Subtotal Delivery Services \$5,061.27

Total Cost of Electricity \$10,548.42

Total Current Charges

\$10,548.42

CE_230821PROD.TXT

*The Combined Public Benefits Charge represents a combination of three charges formerly known as: Conservation and Load Mgmt Charge, Renewable Energy Investment Charge, and Systems Benefits Charge. This charge also includes the Conservation Adjustment Mechanism approved by the Public Utilities Regulatory Authority in Docket No. 13-11-14.

**Effective January 1, 2007, the Generation Services Charge (GSC) and the Bypassable Federally Mandated Congestion Charge (BFMCC) have been combined into the "GSC Charge" listed in the Supplier Services section of your bill. The GSC reflects all of the cost of procuring energy from Eversource wholesale suppliers. The BFMCC portion of this line item is -\$0.0017 / kWh. If you multiply this BFMCC rate by the number of kWhs on your bill, you can calculate the dollar amount associated with the BFMCC.

***Electric System Improvements: Recovers company investments that protect, strengthen or modernize the electric grid.

Account Number: 5166 780 3068

Customer name key: LEDY

Statement Date: 08/21/23

Service Provided To:
TOWN OF LEDYARD

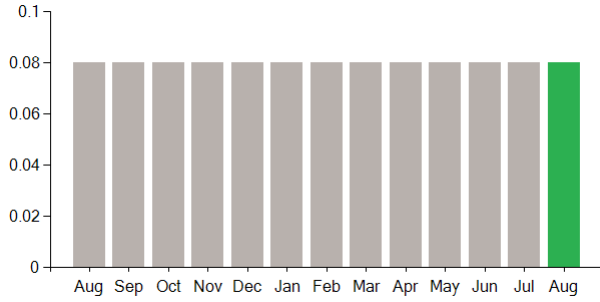
Total Amount Due
by 10/20/23

\$29,306.32

Continued from previous page...

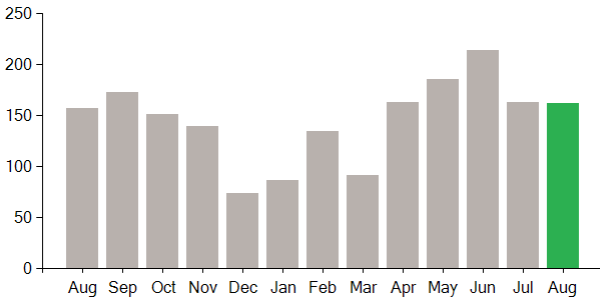
Supply Rate

Dollars / kWh



Demand Profile

Max. Demand



Important Messages About Your Account

Thank you for participating in the Online Bill and Payment Service.

This meter is tax exempt

EVERSOURCE

Account Number: **5166 780 3068**

Statement Date: 09/20/23

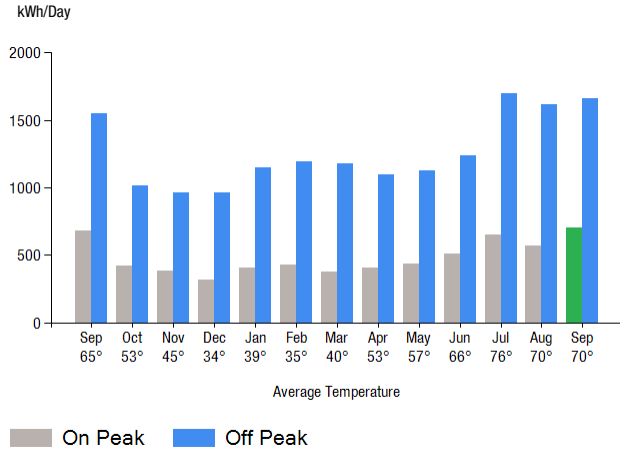
Service Provided To:
TOWN OF LEDYARD

Total Amount Due
by 11/19/23

\$21,584.18

Amount Due On 09/18/23	\$29,306.32
Last Payment Received On 08/24/23	-\$18,757.90
Balance Forward	\$10,548.42
Total Current Charges	\$11,035.76

Electric Usage History - Kilowatt Hours (kWh)



Current Charges for Electricity

Supply

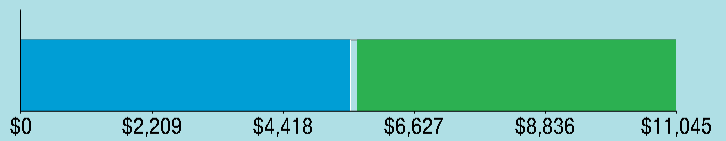
\$5,557.80

Cost of electricity from
CONSTELLATION NEWENERGY
C&I

Delivery

\$5,477.96

Cost to deliver electricity
from Eversource



Your electric supplier is

CONSTELLATION NEWENERGY C&I
1001 LOUISIANA ST
STE 2300
HOUSTON TX 77002-5089
844-636-3749

News For You

Delivery rates are being adjusted up Sept. 1. Your total bill impact depends on the rate you're on and your energy use. For more information, visit [Eversource.com/understand-my-bill](https://eversource.com/understand-my-bill).

Remit Payment To: Eversource, PO Box 56002, Boston, MA 02205-6002

CE_230920PROD.TXT

EVERSOURCE

Account Number: **5166 780 3068**

Non-residential and residential non-hardship customers may be subject to a 1.00% late payment charge if the "Total Amount Due" is not received by 10/18/23.

Total Amount Due
by 11/19/23

\$21,584.18

Amount Enclosed

TOWN OF LEDYARD
C/O BOARD OF EDUCATION
4 BLONDERS BLVD
LEDYARD CT 06339-1504

Eversource
PO Box 56002
Boston, MA 02205-6002

5166780306850 0021584189 0011035763

EVERSOURCE

Account Number: **5166 780 3068**

Customer name key: LEDY

Statement Date: **09/20/23**

Service Provided To:
TOWN OF LEDYARD

**Svc Addr: 1858 ROUTE 12
GALES FERRY CT 06335**

Serv Ref: 528902009 **Bill Cycle: 14**
Service from 08/21/23 - 09/20/23 **30 Days**
Next read date on or about: Oct 19, 2023

Meter Number	Current Read	Previous Read	Current Usage	Reading Type
081032081	2370	2300	70	On Peak
081032081	5771	5605	166	Off Peak

Total Demand Use = 199.80 kW
70 X Meter Constant of 300 = 21000 Billed Usage
166 X Meter Constant of 300 = 49800 Billed Usage
Max Off-Peak Demand: 195.6 kW
Max On-Peak Demand: 199.8 kW

Monthly kWh Use - On Peak						
Sep	Oct	Nov	Dec	Jan	Feb	Mar
20400	12300	11100	10200	12600	12000	11700
Apr	May	Jun	Jul	Aug	Sep	
12600	12300	16800	19500	18300	21000	

Monthly kWh Use - Off Peak						
Sep	Oct	Nov	Dec	Jan	Feb	Mar
46500	29400	27900	30900	35700	33300	36600
Apr	May	Jun	Jul	Aug	Sep	
33900	31500	40800	51000	51600	49800	

Contact Information

Emergency: 800-286-2000
www.eversource.com
Pay by Phone: 888-783-6618
Customer Service: 888-783-6617

Total Amount Due
by 11/19/23

\$21,584.18

Electric Account Summary

Amount Due On 09/18/23	\$29,306.32
Last Payment Received On 08/24/23	-\$18,757.90
Balance Forward	\$10,548.42
Current Charges/Credits	
Electric Supply Services	\$5,557.80
Delivery Services	\$5,477.96
Total Current Charges	\$11,035.76
Total Amount Due	\$21,584.18

Total Charges for Electricity

Supplier

CONSTELLATION NEWENERGY		
Service Reference: 528902009		
Generation Srvc Chrg**	70800.00kWh X \$0.07850	\$5,557.80
Subtotal Supplier Services		\$5,557.80

Delivery

(DISTRIBUTION RATE: 037)		
Service Reference: 528902009		
Prod/Trans Dmd Chrg	199.80KW X \$5.94000	\$1,186.81
Trans Enrgy Chrg On-Pk	21000.00kWh X \$0.03755	\$788.55
Trans Enrgy Chrg Off-Pk	49800.00kWh X \$0.00842	\$419.32
Distr Cust Srvc Chrg		\$270.00
Distribution Dmd Chrg	213.00KW X \$8.69000	\$1,850.97
Electric Sys Improvements***	213.00KW X \$1.33000	\$283.29
Revenue Adj Mech On-Pk	7000.00kWh X \$0.00127	\$8.89
Revenue Adj Mech On-Pk	14000.00kWh X \$0.00080	\$11.20
Revenue Adj Mech Off-Pk	16600.00kWh X \$0.00127	\$21.08
Revenue Adj Mech Off-Pk	33200.00kWh X \$0.00080	\$26.56
Prod/Trans CTA Dmd Chrg	199.80KW X \$-0.16000	-\$31.97
FMCC Delivery Chrg On-Pk	14000.00kWh X \$0.00596	\$83.44
FMCC Delivery Chrg Off-Pk	33200.00kWh X \$0.00133	\$44.16

CE_230920PROD.TXT

*The Combined Public Benefits Charge represents a combination of three charges formerly known as: Conservation and Load Mgmt Charge, Renewable Energy Investment Charge, and Systems Benefits Charge. This charge also includes the Conservation Adjustment Mechanism approved by the Public Utilities Regulatory Authority in Docket No. 13-11-14.

**Effective January 1, 2007, the Generation Services Charge (GSC) and the Bypassable Federally Mandated Congestion Charge (BFMCC) have been combined into the "GSC Charge" listed in the Supplier Services section of your bill. The GSC reflects all of the cost of procuring energy from Eversource wholesale suppliers. The BFMCC portion of this line item is -\$0.0017 / kWh. If you multiply this BFMCC rate by the number of kWhs on your bill, you can calculate the dollar amount associated with the BFMCC.

***Electric System Improvements: Recovers company investments that protect, strengthen or modernize the electric grid.

EVERSOURCE

Account Number: **5166 780 3068**

Customer name key: LEDY

Statement Date: **09/20/23**

Service Provided To:
TOWN OF LEDYARD

Total Amount Due
by 11/19/23

\$21,584.18

Continued from previous page...

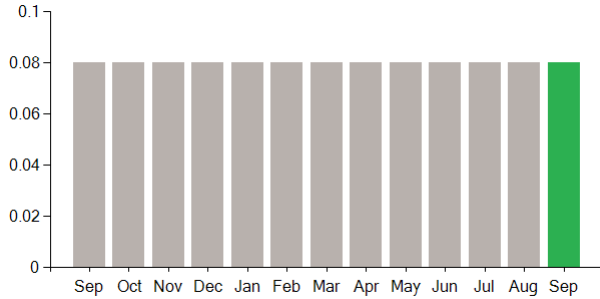
Comb Public Benefit Chrg*	23600.00kWh X \$0.00725	\$171.10
Comb Public Benefit Chrg*	47200.00kWh X \$0.00730	\$344.56
Subtotal Delivery Services		\$5,477.96
Total Cost of Electricity		\$11,035.76

Total Current Charges \$11,035.76

Continued from previous page...

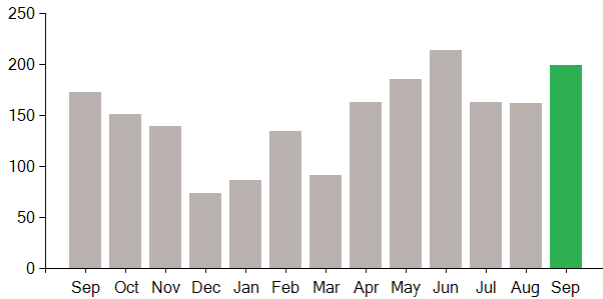
Supply Rate

Dollars / kWh



Demand Profile

Max. Demand



Important Messages About Your Account

Because the billing period spans a change in the rates, your usage has been calculated partly on the old rate and partly on the new rate.

Thank you for participating in the Online Bill and Payment Service.

This meter is tax exempt

EVERSOURCE

Account Number: **5166 780 3068**

Statement Date: 10/19/23

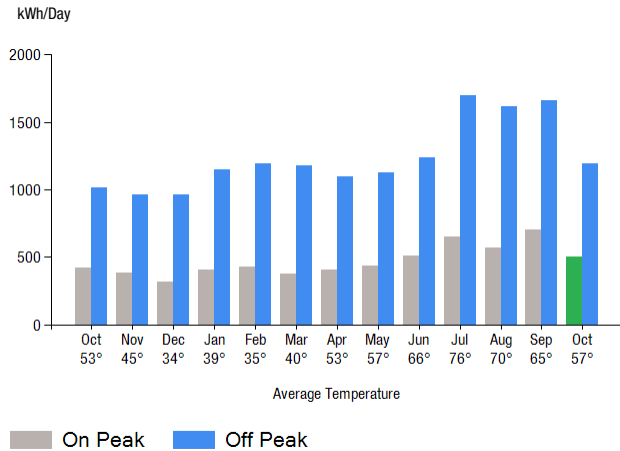
Service Provided To:
TOWN OF LEDYARD

Total Amount Due
by 12/18/23

\$30,256.87

Amount Due On 10/18/23	\$21,584.18
Last Payment Received	\$0.00
Balance Forward	\$21,584.18
Total Current Charges	\$8,672.69

Electric Usage History - Kilowatt Hours (kWh)



Current Charges for Electricity

Supply

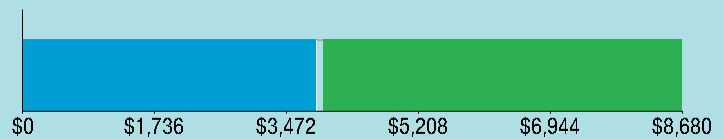
\$3,862.20

Cost of electricity from
CONSTELLATION NEWENERGY
C&I

Delivery

\$4,810.49

Cost to deliver electricity
from Eversource



Your electric supplier is

CONSTELLATION NEWENERGY C&I
1001 LOUISIANA ST
STE 2300
HOUSTON TX 77002-5089
844-636-3749

News For You

As we head into the heating season, you can take steps to reduce your energy use and bill. Take advantage of energy-saving improvements to help you stay comfortable efficiently with Home Energy Solutions. You'll receive on-the-spot services plus recommendations and rebates for additional ways to save. For help with your energy bill and ways to lower your energy use visit [Eversource.com/manage-costs](https://www.eversource.com/manage-costs).

Remit Payment To: Eversource, PO Box 56002, Boston, MA 02205-6002

CE_231019PROD.TXT

EVERSOURCE

Account Number: **5166 780 3068**

Non-residential and residential non-hardship customers may be subject to a 1.00% late payment charge if the "Total Amount Due" is not received by 11/16/23.

Please make your check payable to Eversource and consider adding \$1 for Operation Fuel. You can also add \$2 or \$3 when paying your bill online. 100% of your tax-deductible donation provides energy assistance grants. If mailing, please allow up to 5 business days to post.

Total Amount Due
by 12/18/23

\$30,256.87

Amount Enclosed

TOWN OF LEDYARD
C/O BOARD OF EDUCATION
4 BLONDERS BLVD
LEDYARD CT 06339-1504

Eversource
PO Box 56002
Boston, MA 02205-6002

5166780306850 0030256871 0008672698

EVERSOURCE

Account Number: **5166 780 3068**

Customer name key: LEDY

Statement Date: 10/19/23

Service Provided To:
TOWN OF LEDYARD

**Svc Addr: 1858 ROUTE 12
GALES FERRY CT 06335**

Serv Ref: 528902009 **Bill Cycle: 14**
Service from 09/20/23 - 10/19/23 **29 Days**
Next read date on or about: Nov 17, 2023

Meter Number	Current Read	Previous Read	Current Usage	Reading Type
081032081	2419	2370	49	On Peak
081032081	5886	5771	115	Off Peak

Total Demand Use = 178.50 kW
49 X Meter Constant of 300 = 14700 Billed Usage
115 X Meter Constant of 300 = 34500 Billed Usage
Max Off-Peak Demand: 154.5 kW
Max On-Peak Demand: 178.5 kW

Monthly kWh Use - On Peak						
Oct	Nov	Dec	Jan	Feb	Mar	Apr
12300	11100	10200	12600	12000	11700	12600
May	Jun	Jul	Aug	Sep	Oct	
12300	16800	19500	18300	21000	14700	

Monthly kWh Use - Off Peak						
Oct	Nov	Dec	Jan	Feb	Mar	Apr
29400	27900	30900	35700	33300	36600	33900
May	Jun	Jul	Aug	Sep	Oct	
31500	40800	51000	51600	49800	34500	

Contact Information

Emergency: 800-286-2000
www.eversource.com
Pay by Phone: 888-783-6618
Customer Service: 888-783-6617

Total Amount Due
by 12/18/23

\$30,256.87

Electric Account Summary

Amount Due On 10/18/23	\$21,584.18
Last Payment Received	\$0.00
Balance Forward	\$21,584.18
Current Charges/Credits	
Electric Supply Services	\$3,862.20
Delivery Services	\$4,810.49
Total Current Charges	\$8,672.69
Total Amount Due	\$30,256.87

Total Charges for Electricity

Supplier

CONSTELLATION NEWENERGY

Service Reference: 528902009

Generation Srvc Chrg**	49200.00kWh X \$0.07850	\$3,862.20
Subtotal Supplier Services		\$3,862.20

Delivery

(DISTRIBUTION RATE: 037)

Service Reference: 528902009

Prod/Trans Dmd Chrg	178.50KW X \$5.94000	\$1,060.29
Trans Enrgy Chrg On-Pk	14700.00kWh X \$0.03755	\$551.99
Trans Enrgy Chrg Off-Pk	34500.00kWh X \$0.00842	\$290.49
Distr Cust Srvc Chrg		\$270.00
Distribution Dmd Chrg	213.00KW X \$8.69000	\$1,850.97
Electric Sys Improvements***	213.00KW X \$1.33000	\$283.29
Revenue Adj Mech On-Pk	14700.00kWh X \$0.00080	\$11.76
Revenue Adj Mech Off-Pk	34500.00kWh X \$0.00080	\$27.60
Prod/Trans CTA Dmd Chrg	178.50KW X \$-0.16000	-\$28.56
FMCC Delivery Chrg On-Pk	14700.00kWh X \$0.00596	\$87.61
FMCC Delivery Chrg Off-Pk	34500.00kWh X \$0.00133	\$45.89
Comb Public Benefit Chrg*	49200.00kWh X \$0.00730	\$359.16
Subtotal Delivery Services		\$4,810.49

CE_231019PROD.TXT

*The Combined Public Benefits Charge represents a combination of three charges formerly known as: Conservation and Load Mgmt Charge, Renewable Energy Investment Charge, and Systems Benefits Charge. This charge also includes the Conservation Adjustment Mechanism approved by the Public Utilities Regulatory Authority in Docket No. 13-11-14.

**Effective January 1, 2007, the Generation Services Charge (GSC) and the Bypassable Federally Mandated Congestion Charge (BFMCC) have been combined into the "GSC Charge" listed in the Supplier Services section of your bill. The GSC reflects all of the cost of procuring energy from Eversource wholesale suppliers. The BFMCC portion of this line item is -\$0.0017 / kWh. If you multiply this BFMCC rate by the number of kWhs on your bill, you can calculate the dollar amount associated with the BFMCC.

***Electric System Improvements: Recovers company investments that protect, strengthen or modernize the electric grid.

EVERSOURCE

Account Number: **5166 780 3068**

Customer name key: LEDY

Statement Date: **10/19/23**

Service Provided To:
TOWN OF LEDYARD

**Total Amount Due
by 12/18/23**

\$30,256.87

Continued from previous page...

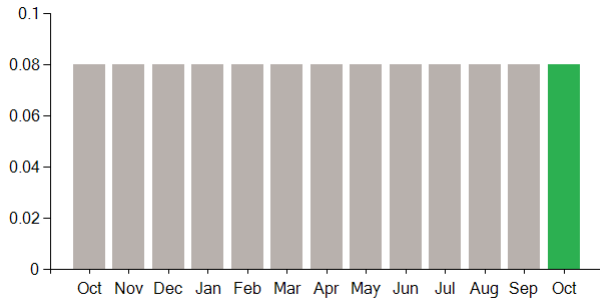
Total Cost of Electricity **\$8,672.69**

Total Current Charges **\$8,672.69**

Continued from previous page...

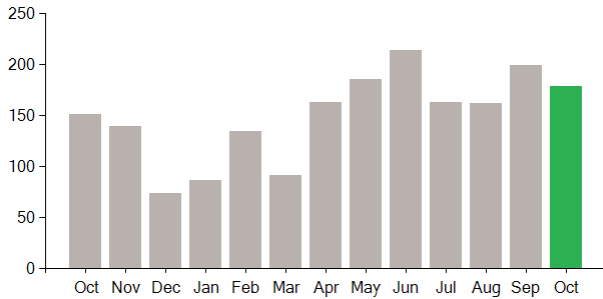
Supply Rate

Dollars / kWh



Demand Profile

Max. Demand



Important Messages About Your Account

Thank you for participating in the Online Bill and Payment Service.

This meter is tax exempt

CODE INFORMATION

DATE OF ORIGINAL CONSTRUCTION 1963
DATE OF ADDITION
1. GROUP CLASSIFICATION (CHAPTER 3)
(PRIMARY) E-EDUCATIONAL
(INCIDENTAL) A3-ASSEMBLY
2. CONSTRUCTION TYPE (CHAPTER 6)
MINIMUM TYPE REQUIRED 2B
ACTUAL TYPE PROVIDED (EXISTING) (NEW) 2B
3. BUILDING HEIGHT (CHAPTER 5)
ALLOWABLE HEIGHT (STORY/FEET) 3/75'-0"
ACTUAL HEIGHT (STORY/FEET) 1/50'-0"
(STORIES ABOVE GRADE) 2
4. BUILDING AREA (CHAPTER 5)
A) BUILDING AREA (FIRST)
EXISTING CONSTRUCTION 49,999 sq.ft.
NEW CONSTRUCTION 0 sq.ft.
TOTAL FLOOR 49,999 sq.ft.
B) BUILDING AREA (SECOND)
EXISTING CONSTRUCTION 49,999 sq.ft.
NEW CONSTRUCTION 0 sq.ft.
TOTAL FLOOR 49,999 sq.ft.
TOTAL (ALL FLOORS) 49,999 sq.ft.
5. AREA MODIFICATIONS TO TABLE 503 (FOR EACH SEPARATE BUILDING AS DEFINED BY FIRE WALLS AND/OR EXTERIOR WALLS) NA
6. CASE 1 - SINGLE OCCUPANCY OR NONSEPARATED USES (302.3.1) (ALLOWABLE AREA 506.4) NA
7. CASE 2 - MIXED OCCUPANCY SEPARATED USES (302.3.2) (ALLOWABLE AREA 506.4) NA
8. FIRE-RESISTANCE RATED REQUIREMENTS FOR BUILDING ELEMENTS (TABLE 601, SEE CODE PLANS FOR SPECIFIC DESIGNATIONS)
1 STRUCTURAL FRAME: INCLUDING COLUMNS, GIRDERS, TRUSSES 0 Hr(s)
2 BEARING WALLS: EXTERIOR (TABLE 602) 0/1 Hr(s) INTERIOR 0 Hr(s)
3 NONBEARING WALLS & PARTITIONS EXTERIOR (TABLE 602) 0/1 Hr(s) INTERIOR 0 Hr(s)
4 NONBEARING WALLS & PARTITIONS EXTERIOR (TABLE 602) 0/1 Hr(s) INTERIOR 0 Hr(s)
5 FLOOR CONSTRUCTION (INCLUDING SUPPORTING BEAMS & JOISTS) 0 Hr(s)
6 ROOF CONSTRUCTION (INCLUDING SUPPORTING BEAMS & JOISTS) 0 Hr(s)
9. OCCUPANCY LOAD
DESIGN TOTAL FOR BASEMENT NA
TOTAL EXIT CAPACITY FOR BASEMENT NA
DESIGN TOTAL FOR FIRST FLOOR NA
TOTAL EXIT CAPACITY FOR FIRST FLOOR NA
DESIGN TOTAL FOR BUILDING NA
TOTAL EXIT CAPACITY FOR BUILDING NA
10. MODIFICATIONS
APPROVED NOT APPROVED
APPROVED NOT APPROVED
APPROVED NOT APPROVED
11. ACCESSIBLE BUILDING X DESIGNATED NON DESIGNATED

12. MINIMUM PLUMBING FIXTURE COUNT (I.P.C. CHAPTER 4) FOR EACH TYPE OF OCCUPANCY PER ENTIRE FACILITY

GROUP "A3" OCCUPANCY (DESIGN LOAD = NA)
REQUIRED PROVIDED
W/C MALE NA NA
W/C FEMALE NA NA
LAVS NA NA
D/F NA NA
W/C UNISEX NA NA
LAVS UNISEX NA NA
GROUP "E" OCCUPANCY (DESIGN LOAD = NA)
REQUIRED PROVIDED
W/C NA NA
LAVS NA NA
D/F NA NA
(TOTAL DESIGN LOAD FOR ENTIRE FACILITY = NA)

13. ENTIRE BUILDINGS SPRINKLERED YES NO X
14. THRESHOLD BUILDING CONDITIONS YES NO X
15. CODES TO WHICH THIS PROJECT WAS DESIGNED
State Building Code 2021 IBC CT SBC/2022 AMEND.
State Mechanical Code 2021 IMC / 2022 CT
State Plumbing Code 2021 IPC / 2022 CT
State Energy Conservation Code 2021 IECC / 2022 CT
State Electrical Code 2020 NFPA 70 / 2022 CT
State Health Code MOST CURRENT
OSHA MOST CURRENT
Section 504 CURRENT
ADA MOST CURRENT
ANSI 117.1 MOST CURRENT

16. BUILDING AREAS FOR GRANT CALCULATION (ENTIRE FACILITY) (MEASURED TO INSIDE FACE OF EXTERIOR WALLS)

EXISTING UNRENOVATED CONSTRUCTION 0 SQ.FT.
EXISTING RENOVATED CONSTRUCTION 0 SQ.FT.
EXISTING BEING DEMOLISHED 0 SQ.FT.
TOTAL EXISTING CONSTRUCTION 49,999 SQ.FT.
TOTAL NEW CONSTRUCTION 0 SQ.FT.
TOTAL FACILITY 49,999 SQ.FT.

OPEN AREAS (NOT INCLUDED IN TOTAL FACILITY) NA SQ.FT.
17. TOTAL CONSTRUCTED BUILDING AREA (OUTSIDE FACE OF EXTERIOR WALLS INCLUDING OPEN AREAS ABOVE) NA SQ.FT.

FIRE SAFETY CODE DATA:

1. CLASSIFICATION OF OCCUPANCY EDUCATIONAL/ASSEMBLY
2. MINIMUM CONSTRUCTION REQUIRED 2B
ACTUAL CONSTRUCTION PROVIDED 2B
3. NOTIFICATION / ALARMS YES X NO
(CFSC 2005, NFPA 72, NATIONAL FIRE ALARM CODE 2002)
4. DETECTION YES X NO
(CFSC 2005, NFPA 72, NATIONAL FIRE ALARM CODE 2002)
5. EXTINGUISHMENT REQUIREMENTS YES X NO
(NFPA 13, 2002)

MEANS OF EGRESS

MAXIMUM FLOOR AREA ALLOWANCES PER OCCUPANT IBC TABLE 1004.1.2
USE FLOOR AREA IN S.F. PER OCCUPANT
1. CLASSROOMS 20 S.F. NET
2. SHOPS & VOCATIONAL 50 S.F. NET
3. ASSEMBLY WITHOUT FIXED SEATS 7 S.F. NET TABLES AND CHAIRS 15 S.F. NET
4. PLATFORMS 15 S.F. NET
5. LIBRARY READING ROOMS 50 S.F. NET STACK AREA 100 S.F. GROSS
6. LOCKER ROOMS 50 S.F. GROSS
7. MECHANICAL AREAS 300 S.F. GROSS
8. STORAGE 300 S.F. GROSS
9. BUSINESS AREAS 100 S.F. GROSS
10. Courtyards 15 S.F. NET
MAXIMUM LENGTH OF EXIT TRAVEL
1. I.B.C. TABLE 1015.1 250 feet

SYMBOL LEGEND
- PLAN SECTION DETAIL OR ELEVATION- SHEET NUMBER
- INDICATES SLOPE DIRECTION OF SLOPED STRUCTURAL DECK.
- TAPERED INSULATION CRICKET SLOPED @ 2" PER FOOT
- INDICATES SLOPE DIRECTION & INDICATES EXISTING ROOF FITCH.
- NOT IN CONTRACT SCOPE
- WALKWAY PADS. SEE CONSTRUCTION NOTE #2
- EXISTING ROOF DRAIN TO BE REMOVED. SEE DEMOLITION NOTES.
- NEW ROOF DRAIN TO BE INSTALLED. SEE DETAIL A/A2
- EMERGENCY OVERFLOW SCUPPER. SEE DETAIL H/A2
- METAL SCUPPER W/ COLLECTION BOX. SEE DETAIL S/A2
- EXISTING VENT STACK. SEE DETAIL B & C/A2
- EXISTING ROOF TOP FAN UNIT. SEE DETAIL D/A2
- EXISTING ROOF TOP MECHANICAL UNIT. SEE DETAIL E/A2
- EXISTING HOT FLUE. SEE DETAIL F/A2
- EXISTING DOWNSPOUT. SEE CONSTRUCTION NOTE #3

DEMOLITION NOTES
1. REMOVE ALL EXISTING FLAT ROOF MEMBRANE & INSULATION DOWN TO EXISTING STRUCTURAL DECKING.
2. REMOVE EXISTING ROOF DRAINS & SUMP.
3. REMOVE & DISPOSE OF EXISTING FLAT ROOF FLASHING.
4. REMOVE EXISTING ASPHALT SHINGLES DOWN TO EXISTING DECK.

GENERAL NOTES
1. ALL FLAT ROOFS TO RECEIVE 2" PER FOOT TAPERED RIGID INSULATION MINIMUM UNLESS OTHERWISE NOTED.
2. FIELD VERIFY ALL DIMENSIONS & PERFORM TEST CUTS AT EACH ROOF PRIOR TO THE BID.
3. ALL MATERIALS ARE NEW UNLESS OTHERWISE NOTED "EXISTING".
4. ALL WOOD BLOCKING, PLYWOOD & NAILERS TO BE PRESSURE TREATED. (P.T.)
5. ALL WOOD BLOCKING INDICATED IN DETAILS ARE TO BE ANCHORED TO THE EXISTING STRUCTURE.
6. ALL MEMBRANE FLASHING INDICATED IS TO EXTEND A MINIMUM OF 8". (VERTICAL OR HORIZONTAL)
7. CONTRACTOR IS TO SURVEY THE EXISTING ROOF DECKS W/A LEVEL (AFTER DEMOLITION) TO VERIFY THE SLOPES INDICATED ON PLAN ARE ACCURATE. NOTIFY ARCHITECT IMMEDIATELY OF ANY DISCREPANCIES PRIOR TO PERFORMING ANY ADDITIONAL ROOFING OPERATIONS.
8. CONTRACTOR IS TO INSPECT THE UNDERSIDE OF ALL ROOF DECKS PRIOR TO ROOFING OPERATIONS TO ENSURE THAT NO INTERIOR MATERIALS, EQUIPMENT, FINISHES OR OBJECTS WILL BE PIERCED OR DAMAGED.
9. CONTRACTOR ASSUMES ALL RESPONSIBILITY DURING PROJECT & WILL REPLACE ANY & ALL DAMAGED EQUIPMENT W/NO ADDITIONAL COST TO OWNER.
10. SITE AREAS DISTURBED SHALL BE CLEANED & RE-LEVELLED. W/LAWN AREAS MAGNETICALLY RAKED TO REMOVE ANY METAL DEBRIS & RE-SEEDED AS REQUIRED TO MATCH ADJACENT CONDITIONS.
11. CONTRACTOR ASSUMES ALL RESPONSIBILITY FOR CLEAN UP OF ROOFING MATERIALS & DEBRIS THAT PENETRATES THE INTERIOR ENVELOPE OF THE BUILDING W/NO ADDITIONAL COST TO THE OWNER.
12. SNAKE/CLEAN OUT ALL EXISTING VERTICAL & HORIZONTAL LEADERS OUT TO NEAREST MANHOLE OUTSIDE OF BUILDING.
13. ALL CRICKETS ARE TO BE SLOPED @ A MINIMUM OF 2" PER FOOT & COORDINATE CRICKETS AROUND EXIST. HVAC UNITS AS REQUIRED TO AVOID PONDING.
14. CONTRACTOR IS RESPONSIBLE FOR THE REMOVAL & RE-INSTALLATION OF ALL HVAC UNITS INCLUDING ANY ELECTRICAL OR MECHANICAL CONNECTIONS. THIS MAY INCLUDE THE EXTENSION OF EXISTING ELECTRICAL & DUCTWORK SYSTEMS TO ACCOMMODATE NEW MECHANICAL UNIT CURBING & NEW ROOFING SYSTEM.
15. SNAKE/CLEAN OUT ALL EXISTING VENT STACKS BEFORE THE INSTALLATION OF METAL SLEEVE.
16. ALL DRAIN PIPING IS INSULATED ABOVE THE CEILINGS. THE EXACT ROUTE WILL BE DETERMINED IN THE FIELD. MAKE MINOR ADJUSTMENT IN THE ROUTE AT NO ADDITIONAL COST TO OWNER.
17. NEW ROOF INSULATION TO BE A MINIMUM OF R-30 AT ALL NEW ROOF DRAINS AND/OR THE LOW POINTS OF THE ROOF AREAS.
18. ALL ANTENNAE, CONDUITS & ANY OTHER OBJECTS TO REMAIN AFFECTED BY SCOPE OF WORK, TO BE REMOVED & REINSTALLED.

CONSTRUCTION NOTES
1. CONTRACTOR TO PROVIDE A SPECIFIED QUANTITY OF EXISTING DECK REPAIR & REPLACEMENT. SEE PROJECT MANUAL.
2. WALKWAY PADS TO BE INSTALLED. SEE PROJECT MANUAL FOR ADDITIONAL INFORMATION. COORDINATE & FINALIZE EXACT ROUTE WITH OWNER & ARCHITECT.
3. PROVIDE CONCRETE SPLASH BLOCK AT EXISTING DOWNSPOUT LOCATIONS. SEE PROJECT MANUAL.
4. INSTALL NEW ICE & WATER SHIELD OVER ENTIRE SLOPED ROOF AREA. SEE PROJECT MANUAL.
5. INSTALL TWO NEW ROWS OF SNOW RAILS. THE FIRST 3'-0" FROM ROOFS EDGE & THE SECOND 15'-0" FROM THE ROOFS EDGE SEE DETAIL W/A2.
6. ALL EXISTING METAL GUTTERS & DOWNSPOUTS ARE TO REMAIN. CONTRACTOR TO PROVIDE ALLOWANCE FOR ANY DAMAGED METAL GUTTERS/ DOWNSPOUTS. SEE PROJECT MANUAL.

ROOF AREAS
ROOF "A" 16,706 SF.
ROOF "B" 2,620 SF.
ROOF "C" 10,813 SF.
ROOF "D" 13,339 SF.
ROOF "E" 3,862 SF.
ROOF "F" 6,004 SF.
ROOF "G" 1,200 SF.
TOTAL ROOF AREAS: 54,544 SF.
THIS AREA IS APPROXIMATE V.L.F.
I.B.C. CODE REQUIREMENT R-VALUE MIN. R-30 CONNECTICUT ZONE 2B
OSHC REQUIREMENT: R-30 UJ.0333
CODE INFORMATION
USE GROUP: E
CONSTRUCTION CLASS: 2B
RISK CATEGORY R3
ULTIMATE DESIGN WIND SPEED: 145 MPH
NOMINAL DESIGN WIND SPEED: 112 MPH
FACTORY MUTUAL ENGINEERING & RESEARCH CORPORATION (FM): ROOF ASSEMBLY CLASSIFICATION OF NON-COMBUSTIBLE CONSTRUCTION, WIND UPLIFT REQUIREMENT OF 140 FOR FIELD, 175 FOR PERIMETER AND I-110 FOR CORNERS. IN ACCORDANCE WITH FM PROPERTY LOSS PREVENTION DATA SHEETS 1-29.
ROOF ASSEMBLY
OUTSIDE AIR 0.17
ROOF MEMBRANE 0.33
COVERBOARD 2.20
POLYISO INSUL. 29.7
EXISTING DECK 1.23
INSIDE AIR 0.61
R-VALUE TOTAL 34.24
ROOF ASSEMBLY
OUTSIDE AIR 0.17
METAL ROOF 0.33
EXIST 5" POLYISO INSUL. 29.7
EXISTING DECK 1.23
INSIDE AIR 0.61
R-VALUE TOTAL 30.81

SYMBOL LEGEND	
	- PLAN SECTION DETAIL OR ELEVATION-SHEET NUMBER
	- INDICATES SLOPE DIRECTION OF SLOPED STRUCTURAL DECK.
	- TAPERED INSULATION CRICKET @ 1/2" PER FOOT
	- INDICATES SLOPE DIRECTION & INDICATES EXISTING ROOF PITCH.
	- NOT IN CONTRACT SCOPE
	- WALKWAY PADS. SEE CONSTRUCTION NOTE #2
	- EXISTING ROOF DRAIN TO BE REMOVED. SEE DEMOLITION NOTES.
	- NEW ROOF DRAIN TO BE INSTALLED. SEE DETAIL A/A2
	- EMERGENCY OVERFLOW SCUPPER. SEE DETAIL H/A2
	- METAL SCUPPER W/ COLLECTION BOX. SEE DETAIL S/A2
	- EXISTING VENT STACK. SEE DETAIL B & C/A2
	- EXISTING ROOF TOP FAN UNIT. SEE DETAIL D/A2
	- EXISTING ROOF TOP MECHANICAL UNIT. SEE DETAIL E/A2
	- EXISTING HOT FLUE. SEE DETAIL F/A2
	- EXISTING DOWNSPOUT. SEE CONSTRUCTION NOTE #3

- GENERAL NOTES**
- ALL FLAT ROOFS TO RECEIVE 1/2" PER FOOT TAPERED RIGID INSULATION MINIMUM UNLESS OTHERWISE NOTED.
 - FIELD VERIFY ALL DIMENSIONS & PERFORM TEST CUTS AT EACH ROOF PRIOR TO THE BID.
 - ALL MATERIALS ARE NEW UNLESS OTHERWISE NOTED "EXISTING".
 - ALL WOOD BLOCKING, PLYWOOD & NAILERS TO BE PRESSURE TREATED. (P.T.)
 - ALL WOOD BLOCKING INDICATED IN DETAILS ARE TO BE ANCHORED TO THE EXISTING STRUCTURE.
 - ALL MEMBRANE FLASHING INDICATED IS TO EXTEND A MINIMUM OF 8" (VERTICAL OR HORIZONTAL).
 - CONTRACTOR IS TO SURVEY THE EXISTING ROOF DECKS W/ A LEVEL (AFTER DEMOLITION) TO VERIFY THE SLOPES INDICATED ON PLAN ARE ACCURATE. NOTIFY ARCHITECT IMMEDIATELY OF ANY DISCREPANCIES PRIOR TO PERFORMING ANY ADDITIONAL ROOFING OPERATIONS.
 - CONTRACTOR IS TO INSPECT THE UNDERSIDE OF ALL ROOF DECKS PRIOR TO ROOFING OPERATIONS TO ENSURE THAT NO INTERIOR MATERIALS, EQUIPMENT, FINISHES OR OBJECTS WILL BE PIERCED OR DAMAGED.
 - CONTRACTOR ASSUMES ALL RESPONSIBILITY DURING PROJECT & WILL REPLACE ANY & ALL DAMAGED EQUIPMENT W/NO ADDITIONAL COST TO OWNER.
 - SITE AREAS DISTURBED SHALL BE CLEANED & RE-EVELED. W/LAWN AREAS MAGNETICALLY RAKED TO REMOVE ANY METAL DEBRIS & RE-SEED AS REQUIRED TO MATCH ADJACENT CONDITIONS.
 - CONTRACTOR ASSUMES ALL RESPONSIBILITY FOR CLEAN UP OF ROOFING MATERIALS & DEBRIS THAT PENETRATES THE INTERIOR ENVELOPE OF THE BUILDING W/NO ADDITIONAL COST TO THE OWNER.
 - SNAKE/CLEAN OUT ALL EXISTING VERTICAL & HORIZONTAL LEADERS OUT TO NEAREST MANHOLE OUTSIDE OF BUILDING.
 - ALL CRICKETS ARE TO BE SLOPED @ A MINIMUM OF 1/2" PER FOOT & COORDINATE CRICKETS AROUND EXIST. HVAC UNITS AS REQUIRED TO AVOID PONDING.
 - CONTRACTOR IS RESPONSIBLE FOR THE REMOVAL & RE-INSTALLATION OF ALL HVAC UNITS INCLUDING ANY ELECTRICAL OR MECHANICAL CONNECTIONS. THIS MAY INCLUDE THE EXTENSION OF EXISTING ELECTRICAL & DUCTWORK SYSTEMS TO ACCOMMODATE NEW MECHANICAL UNIT CURBING & NEW ROOFING SYSTEM.
 - SNAKE/CLEAN OUT ALL EXISTING VENT STACKS BEFORE THE INSTALLATION OF METAL SLEEVE.
 - ALL DRAIN PIPING IS INSULATED ABOVE THE CEILING. THE EXACT ROUTE WILL BE DETERMINED IN THE FIELD. MAKE MINOR ADJUSTMENT IN THE ROUTE AT NO ADDITIONAL COST TO OWNER.
 - NEW ROOF INSULATION TO BE A MINIMUM OF R-30 AT ALL NEW ROOF DRAINS AND/OR THE LOW POINTS OF THE ROOF AREAS.
 - ALL ANTENNAE, CONDUITS & ANY OTHER OBJECTS TO REMAIN AFFECTED BY SCOPE OF WORK, TO BE REMOVED & REINSTALLED.

- DEMOLITION NOTES**
- REMOVE ALL EXISTING FLAT ROOF MEMBRANE & INSULATION DOWN TO EXISTING STRUCTURAL DECKING.
 - REMOVE EXISTING ROOF DRAINS & SUMP.
 - REMOVE & DISPOSE OF EXISTING FLAT ROOF FLASHING.
 - REMOVE EXISTING ASPHALT SHINGLES DOWN TO EXISTING DECK.

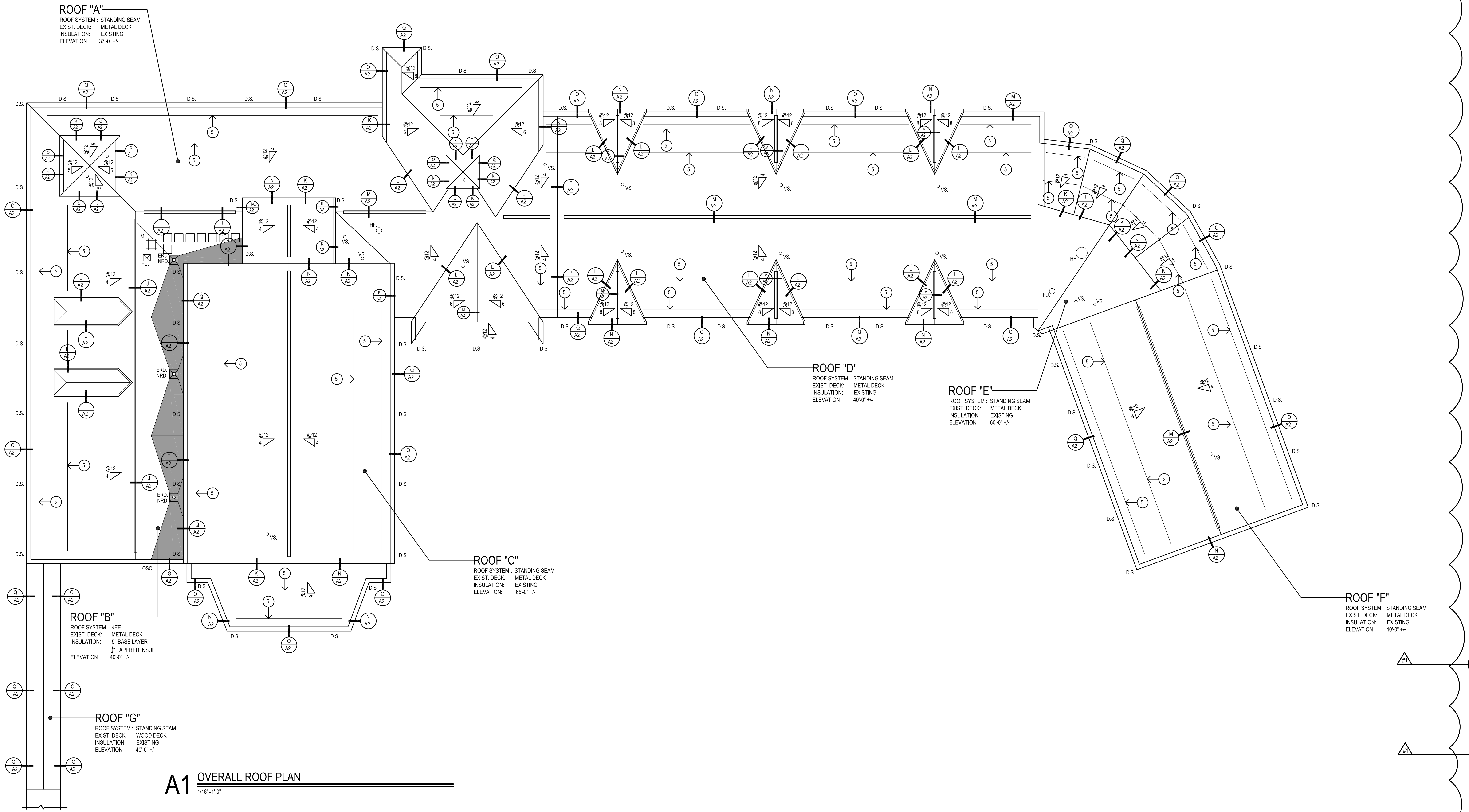
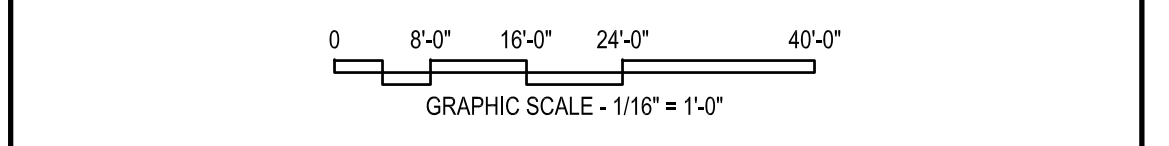
- CONSTRUCTION NOTES**
- CONTRACTOR TO PROVIDE A SPECIFIED QUANTITY OF EXISTING DECK REPAIR & REPLACEMENT. SEE PROJECT MANUAL.
 - WALKWAY PADS TO BE INSTALLED. SEE PROJECT MANUAL FOR ADDITIONAL INFORMATION. COORDINATE & FINALIZE EXACT ROUTE WITH OWNER & ARCHITECT.
 - PROVIDE CONCRETE SPLASH BLOCK AT EXISTING DOWNSPOUT LOCATIONS. SEE PROJECT MANUAL.
 - INSTALL NEW WIRE & WATER SHIELD OVER ENTIRE SLOPED ROOF AREA. SEE PROJECT MANUAL.
 - INSTALL TWO NEW ROWS OF SNOW RAILS, THE FIRST 3'-0" FROM ROOF EDGE & THE SECOND 15'-0" FROM THE ROOF'S EDGE SEE DETAIL W/A2.
- ALL EXISTING METAL GUTTERS & DOWNSPOUTS ARE TO REMAIN. CONDUCTOR TO PROVIDE ALLOWANCE FOR ANY DAMAGE METAL GUTTERS/DOWNSPOUTS. SEE PROJECT MANUAL.

ROOF AREAS		ROOF ASSEMBLY	
ROOF "A"	16,786 SF.	OUTSIDE AIR	0.17
ROOF "B"	2,620 SF.	ROOF MEMBRANE	0.33
ROOF "C"	10,813 SF.	COVERBOARD	2.20
ROOF "D"	13,339 SF.	5" POLYISO INSUL.	29.7
ROOF "E"	3,862 SF.	EXISTING DECK	1.23
ROOF "F"	6,004 SF.	INSIDE AIR	0.61
ROOF "G"	1,200 SF.	R-VALUE TOTAL	34.24
TOTAL ROOF AREAS: 54,544 SF.		ROOF ASSEMBLY	
THIS AREA IS APPROXIMATE - V.I.F.		OUTSIDE AIR	0.17
IECC CODE REQUIREMENT R-VALUE MIN. R-30		METAL ROOF	0.33
CONNECTICUT ZONE 2B		EXIST 0" POLYISO INSUL.	29.7
CBCS REQUIREMENT : R-30 U-0.0333		EXISTING DECK	1.23
USE GROUP : E		INSIDE AIR	0.61
CONSTRUCTION CLASS: 2B		R-VALUE TOTAL	30.81
RISK CATEGORY #3			
ULTIMATE DESIGN WIND SPEED: 145 MPH			
NOMINAL DESIGN WIND SPEED: 112 MPH			

CODE INFORMATION

USE GROUP : E
 CONSTRUCTION CLASS: 2B
 RISK CATEGORY #3
 ULTIMATE DESIGN WIND SPEED: 145 MPH
 NOMINAL DESIGN WIND SPEED: 112 MPH

FACTORY MUTUAL ENGINEERING & RESEARCH CORPORATION (FM): ROOF ASSEMBLY CLASSIFICATION OF NON-COMBUSTIBLE CONSTRUCTION, WIND UPLIFT REQUIREMENT OF #60 FOR FIELD, #75 FOR PERIMETER AND #110 FOR CORNERS, IN ACCORDANCE WITH FM PROPERTY LOSS PREVENTION DATA SHEETS 1-28.



Project Title:
**ROOF REPLACEMENT AT:
 GALES FERRY SCHOOL**
 1858 CT-12
 GALES FERRY, CONNECTICUT 06335


SILVER PETRUCELLI + ASSOCIATES

3190 WHITNEY AVENUE HAMDEN CT 06518
 311 STATE STREET NEW LONDON CT 06320
 203 230 9007 silverpetrucelli.com

Revision:	Description:	Date:	Revised By:
#1	ADDENDUM #2	04-19-2024	K.LINSLEY

Drawing Title:
OVERALL ROOF PLAN
 STATE PROJECT 072-0097 RR/PV

Date: 02/02/2024
 Drawing Number: **A1**
 Scale: 1/8"=1'-0"
 Drawn By: MAG
 Project Number: 22.331



Project Title:
**ROOF REPLACEMENT AT:
 GALES FERRY SCHOOL**
 1858 CT-12
 GALES FERRY, CONNECTICUT 06335


SILVER PETRUCELLI + ASSOCIATES
 3190 WHITNEY AVENUE HAMDEN CT 06518
 311 STATE STREET NEW LONDON CT 06320
 203 230 9007 silverpetrucelli.com

Revision	Description	Date	Revised By
#1	ADDENDUM #2	04-19-2024	K.LINSLEY

Drawing Title:
ROOF DETAILS
 STATE PROJECT 072-0097 RR/PV

Date:
 02/02/2024
 Scale:
 1-1/2" = 1'-0"
 Drawn By:
 MAG
 Project Number:
 22.331

A2



Project Title:
**ROOF REPLACEMENT AT:
 GALES FERRY SCHOOL**
 1858 CT-12
 GALES FERRY, CONNECTICUT 06335

SILVER PETRUCELLI + ASSOCIATES
 3190 WHITNEY AVENUE HAMDEN CT 06518
 311 STATE STREET NEW LONDON CT 06320
 203 230 9007 silverpetrucelli.com

Revision	Description	Date	Revised By
#1	ADDENDUM #2	04-19-2024	K.LINSLEY

Drawing Title:
ALTERNATE ROOF DETAILS
 STATE PROJECT 072-0097 RR/PV

Date:
 02/02/2024

Scale:
 1-1/2" = 1'-0"

Drawn By:
 MAG

Project Number:
 22.331

Drawing Number:
A2-1